PIONEERING SMART
SOLAR POWER SOLUTIONS

APsolway

Zhejiang APsolway Technology Co., Ltd.,

ADD: 10th Floor, Haizhou Star, Xiuzhou District, Jiaxing City, Zhejiang, China 314000

Mp: +86-13819379269 / 15726870289

E-mail: info@apsolway.com

Website: www.apsolway.com

APsolway

SOLAR POWER SOLUTIONS | 2026

ABOUT APsolway

Zhejiang APsolway Technology Co., Ltd. (APsolway)

APsolway is a subsidiary of Altenergy Power System Inc. (SSE STAR Market, Stock Code: 688348) and has been deeply involved in the global renewable energy industry for more than 10 years. Upholding the vision of "delivering high-quality products and meeting people' s power needs for off-grid living," the company provides integrated intelligent PV and energy-storage system solutions to global customers, covering solar inverters, residential ESS, commercial & industrial ESS, and vehicle-mounted mobile energy systems.

As a national high-tech enterprise integrating R&D, manufacturing, and sales, APsolway is a well-recognized ODM manufacturer and SKD supplier, fully committed to supporting the growth of our customers' brands. We focus on offering cost-effective, high-efficiency, and intelligent PV and energy-storage products to global users.

APsolway currently operates a 47,000 m² smart manufacturing facility, equipped with advanced R&D capabilities, intelligent production systems, and high-efficiency delivery capacity. APsolway continuously develops cutting-edge core technologies and has obtained over 100 patents and more than 30 international patent certifications. The company has been repeatedly recognized as a National High-Tech Enterprise and a National "Little Giant" Specialized and Innovative Enterprise.

To better serve the global market, APsolway conducts R&D and manufacturing in China while establishing service centers in multiple countries for localized support. The headquarters is located in Jiaxing, China, with service centers in Leipzig, Germany (Europe), Burkina Faso (West Africa), Iran (Middle East), and Cambodia (South Asia). Additional branches and subsidiaries will continue to be established in other major international markets.

10 years+
Production Experience

47000 ㎡+
smart manufacturing facility

100 +
patents

30 +
international patent certifications

Perfect for home small business & commercial use

Single Phase Off-grid Inverter

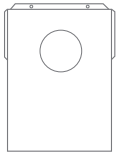

APS Series

12/24/48V
1.2/2.0/3.6/5/6.5/12kW

Micro - Inverters

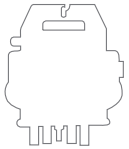

EZ1 Series

230V Plug-In Solar
600-2000W

Hybrid Battery



Hybrid Battery

2500W
51.2V

Single Phase Off-grid Inverter

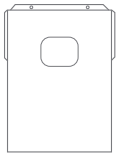

WPS Series

24/48V
3.6/5/6.5/12kW

Micro - Inverters

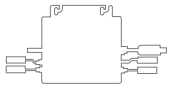

VN Series

18V
300W-2000W

Micro DC ESS Balcony Micro Energy Storage

DC battery

2400W
10kWh

Solar Battery Hybrid Controller

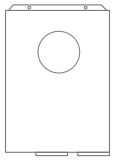

AHS Series

12/24/48V
6.3/10.2/12kW

Single-phase Hybrid Microinverter for Storage

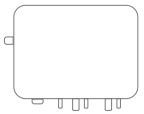

EZOG Series

12-48V
1200VA

DC Charging Pile

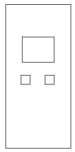

DC Charging Pile

120/160/200/240kW
DC 200-1000V

Split Phase Hybrid Inverter

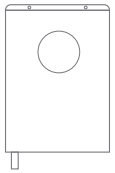

AHS-SP Series

12/24/48V
3.6/6.3/8.5/12kW

Single-phase Hybrid Microinverter for Storage

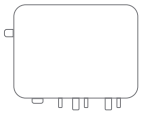

EZOG-LV Series

12-48V
1000VA

Android System AC Chargers

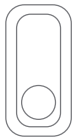

Wall-mounted AC Chargers

Solar Battery Hybrid Controller



AHS-LV Series

12/24/48V
5kW

Single-phase Hybrid Microinverter for Storage

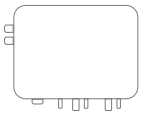

EZHI Series

12-48V
1200VA

Single phase Smart Meter Device

CT Series

50A
11.5kW

Split Phase Hybrid Inverter

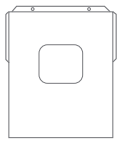

SPH-SP Series

24/48V
3.6//6.2/8.5/10.2/12kW

Single Phase Hybrid Inverter

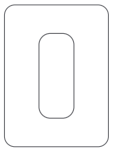

GN Series

230V / 220-415V
3-15kW

Single phase/three-phase water lifting inverter

SPRING Series

Single Phase Hybrid Inverter

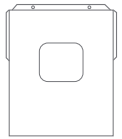

SPH-LV Series

24/48V
3/3.6/5kW

Three Phase Hybrid Inverter

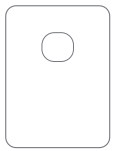

HN Series

48V
15kW

APsolway

APS Series

Single Phase Off-grid Inverter

It is applicable to 208/220/230/240V voltage systems

APsolway

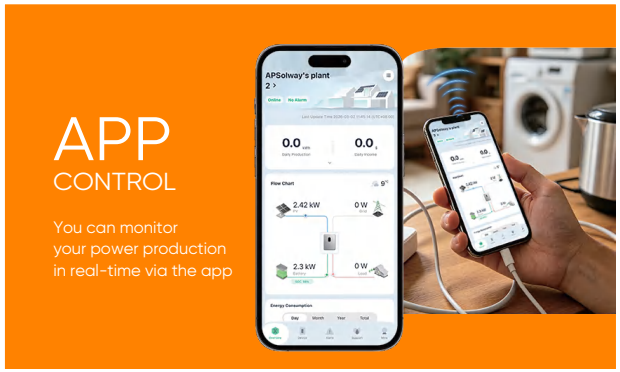

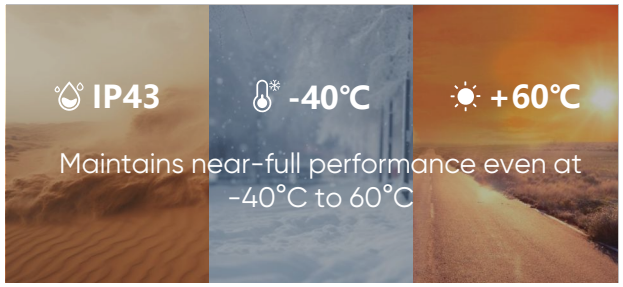

System Diagram

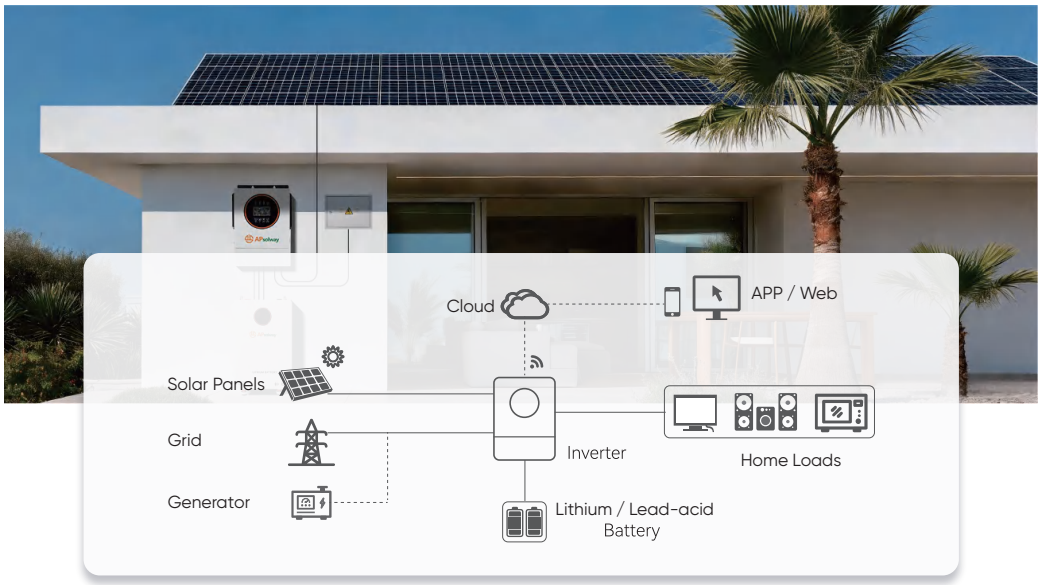

APsolway

IP43

APS1200-2000

Single Phase Off-grid Inverter

It is applicable to 208/220/230/240V voltage systems

AFPE/AFCI

- Built-in 100A Solar Charger.
- Wide PV Input Voltage Range 17-400V.
- Dual AC Output(≥2000W).
- Support Lithium/Lead-acid Battery.
- Lithium Battery Activation.
- Detachable Dust Cover.
- WiFi (optional/built-in/external), 4G(optional).
- Feed-in to Grid(≥2000W).

Pure sine wave | Detachable Dust Cover | IP43 | Lithium Battery Activation | WiFi (optional/built-in/external) 4G(optional) | BMS Lithium/Lead-acid Battery | DUAL Dual AC Output (≥2000W)

System Diagram

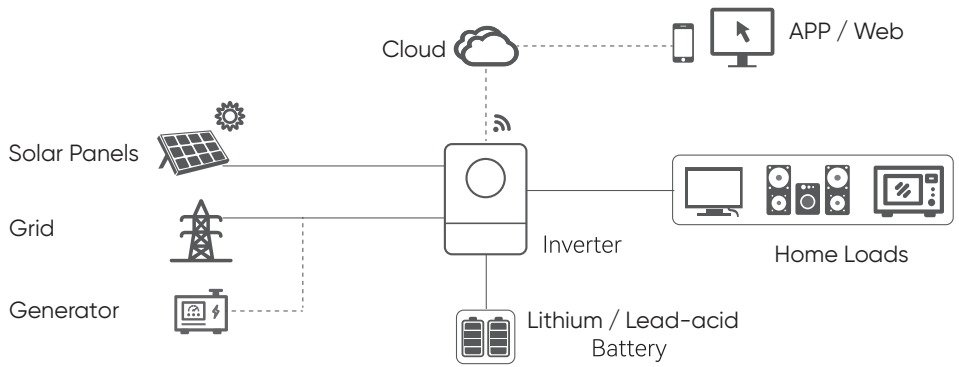

Technical Data

APsolway

MODEL	APS1200-12	APS2000-12
AC Input		
Rated Input Voltage (VAC)	208 / 220 / 230 / 240; L + N + PE	
Voltage Range (VAC)	90~280±3 (normal mode); 170~280±3 (UPS mode)	90~280 (APP/GEN mode); 170~264 (UPS mode)
Frequency (Hz)	50 / 60 (Auto Adaptive)	
AC Output		
Rated Capacity (kW)	1.2	2.0
Surge Power (kVA)	2.4	4.0
Voltage (VAC)	208 / 220 / 230 / 240	
Power Factor (PF)	1	
Frequency	50/60Hz±0.1%	
Switch Time (ms)	10 (APP/UPS/GEN mode)	10 (APP/UPS mode) / 20 (GEN mode)
Wave Form	Pure Sine Wave	
Overload Capacity (Battery Mode)	60s@102%~120% load; 10s@120%~20% load;	long term@102%~125% load; 10s@125%~250% load
Max. Efficiency (Battery Mode)	90%@12VDC	91%@12VDC
Parallel Quantity	NA	
Charger (PV / AC)		
Solar Charger Type	MPPT	
Max PV input current / power	18A / 800W	18A / 3000W
MPPT Range@Operating Voltage (VDC)	17~115	30~400
Max PV Open Circuit Voltage (VDC)	115	450
Max PV Charge Current (A)	50	100
Max AC Charge Current (A)	50	100
Max. Charge Current (PV + AC) (A)	100	100
Battery		
Rated Voltage (VDC)	12	12
Floating Charge Voltage (VDC)	13.8	Max. Charging Current (A) 100
Overcharge Protection (VDC)	15	Max. Discharging Current (A) 150
Battery Type	Lithium and Lead-acid	
Interface		
HMI	LCD/RGB	
Interface	RS485 / CAN / RS232	RS485 / CAN / RS232 / CT(optional)
Monitoring	WiFi (optional/built-in/external), 4G(optional)	
General Data		
Ingress Protection	IP43	
Warranty	2 years	
Operating Temperature	-10 ℃ - 60 ℃	
Relative Humidity	5% ~ 95% (Non-condensing)	
Storage Temperature	-15 ℃ - 60 ℃	
Net Weight (kg)	3.5	4.5
Dimensions (W*H*D)	347*236*91mm	331*270*100mm
Max. Operating Altitude	4000m (Derating above 1000m)	

Product specifications are subject to change without further notice.

APsolway

IP43

APS3600-5000

Single Phase Off-grid Inverter

It is applicable to 208/220/230/240V voltage systems

CE IEC UK CA ISO UL RoHS INMETRO AFPE/AFCI

- Built-in 160A Solar Charger.
- Wide PV Input VoltageRange 40-450V.
- 27A MAX PV Input.
- Dual AC Output.
- Suppoort Meter/CT Connection.
- Support Lithium/Lead-acid Batter.
- Lithium Battery Activation.
- Support Generator ATS Control.
- Feed-in to Grid.
- WiFi (optional/built-in/external)，4G(optional).

System Diagram

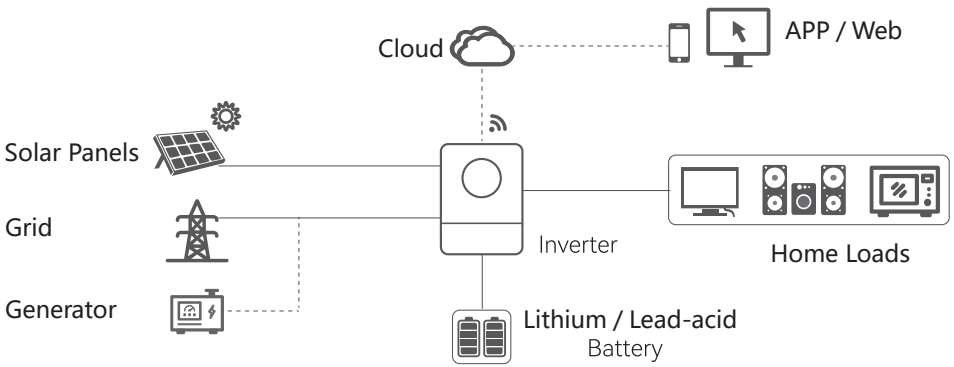

Technical Data

APsolway

MODEL	APS3600-24	APS5000-24
AC Input		
Rated Input Voltage (VAC)	208 / 220 / 230 / 240; L + N + PE	
Voltage Range (VAC)	90~280±3 (normal mode); 170~280±3 (UPS mode)	
Frequency (Hz)	50 / 60 (Auto Adaptive)	
AC Output		
Rated Capacity (kW)	3.6	5
Surge Power (kVA)	7.2	10
Voltage (VAC)	208 / 220 / 230 / 240	
Power Factor (PF)	1	
Frequency	50/60Hz±0.1%	
Switch Time (ms)	10 (APP/UPS mode) / 20 (GEN mode)	10 (normal mode) / 10 (UPS mode)
Wave Form	Pure Sine Wave	
Overload Capacity (Battery Mode)	60s@102%~110% load; 10s@110%~130% load; 3s@130%~150% load; 0.2s@>150% load	1min@102%~120%load, 10s>120% load
Max. Efficiency (Battery Mode)	92.7%@24VDC	93.5%@24VDC
Parallel Operation Support	NA	
Charger (PV / AC)		
Solar Charger Type	MPPT	
Max PV input current / power	18A / 5000W	27A / 9000W
MPPT Range@Operating Voltage (VDC)	40~450	60~450
Max PV Open Circuit Voltage (VDC)	500	500
Max PV Charge Current (A)	100	160
Max AC Charge Current (A)	100	160
Max. Charge Current (PV + AC) (A)	100	160
Battery		
Rated Voltage (VDC)	24	24
Floating Charge Voltage (VDC)	27	27
Overcharge Protection (VDC)	30.5	30.5
Battery Type	Lithium and Lead-acid	
Interface		
HMI	LCD/RGB	
Interface	RS485 / CAN / RS232	RS485 / CAN / RS232
Monitoring	WiFi (optional/built-in/external)，4G(optional)	
General Data		
Ingress Protection	IP43	
Warranty	2 years	
Operating Temperature	-10 ℃ - 60 ℃	
Relative Humidity	5% ~ 95% (Non-condensing)	
Storage Temperature	-15 ℃ - 60 ℃	
Net Weight (kg)	6.0	7.7
Dimensions (W*H*D)	420*284*94mm	410*336*110mm
Max. Operating Altitude	4000m (Derating above 1000m)	

Product specifications are subject to change without further notice.

APsolway

IP43



APS6500-6500Pro

Single Phase Off-grid Inverter

It is applicable to 208/220/230/240V voltage systems

AFPE/AFCI

- Built-in 120A Solar Charger.
- Wide PV Input VoltageRange 60-450V.
- 28A MAX PV Input.
- Dual AC Output.
- Suppoort Meter/CT Connection.
- Support Lithium/Lead-acid Batter.
- Lithium Battery Activation.
- Support Generator ATS Control.
- Feed-in to Grid.
- WiFi (optional/built-in/external)，4G(optional).

System Diagram

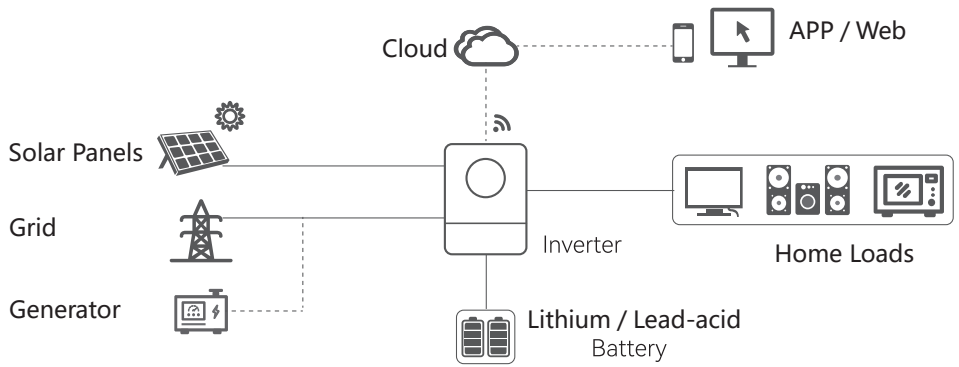

Technical Data

APsolway

MODEL	APS6500-48	APS6500 Pro-48
AC Input		
Rated Input Voltage (VAC)	208 / 220 / 230 / 240; L + N + PE	
Voltage Range (VAC)	90~280±3 (normal mode); 170~280±3 (UPS mode)	
Frequency (Hz)	50 / 60 (Auto Adaptive)	
AC Output		
Rated Capacity (kW)	6.5	
Surge Power (kVA)	13	
Voltage (VAC)	208 / 220 / 230 / 240	
Power Factor (PF)	1	
Frequency	50/60Hz±0.1%	
Switch Time (ms)	10 (normal mode) / 10 (UPS mode)	
Wave Form	Pure Sine Wave	
Overload Capacity (Battery Mode)	10min@102%~120% Load, 1min@120%~150% Load 10S@150%~200% Load, 5s@＞200% Load	
Max. Efficiency (Battery Mode)	93%@48VDC	
Parallel Operation Support	NA	Yes
Charger (PV / AC)		
Solar Charger Type	MPPT	
Max PV input current / power	28A / 9000W	
MPPT Range@Operating Voltage (VDC)	60~450	
Max PV Open Circuit Voltage (VDC)	500	
Max PV Charge Current (A)	120	
Max AC Charge Current (A)	120	
Max. Charge Current (PV + AC) (A)	120	
Battery		
Rated Voltage (VDC)	48	
Floating Charge Voltage (VDC)	54	
Overcharge Protection (VDC)	61	
Battery Type	Lithium and Lead-acid	
Interface		
HMI	LCD/RGB	
Interface	RS485 / CAN / RS232 / CT(optional)	
Monitoring	WiFi (optional/built-in/external)，4G(optional)	
General Data		
Ingress Protection	IP43	
Warranty	2 years	
Operating Temperature	-10 ℃ - 50 ℃	
Relative Humidity	5% ~ 95% (Non-condensing)	
Storage Temperature	-15 ℃ - 60 ℃	
Net Weight (kg)	8.3	
Dimensions (W*H*D)	514*338*136.5mm	
Max. Operating Altitude	4000m (Derating above 1000m)	

Product specifications are subject to change without further notice.

IP43



APS12000-12000Pro

Single Phase Off-grid Inverter

It is applicable to 220/230/240V voltage systems

AFPE/AFCI

- Built-in 160A Solar Charger.
- Wide PV Input Voltage Range 60-500V.
- Dual MPPTs Input.
- 45A MAX PV Input.
- Dual AC Output.
- Support Lithium/Lead-acid Battery.
- Lithium Battery Activation.
- 5 Inch Display.
- Feed-in to Grid.
- WiFi (optional/built-in/external), 4G(optional).

System Diagram

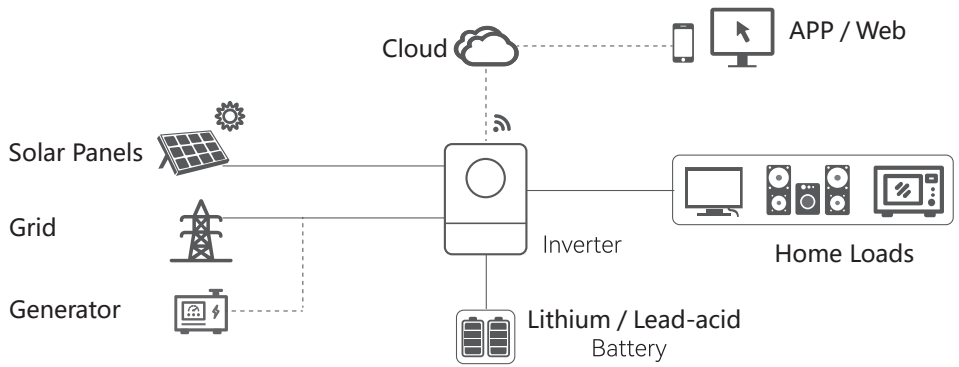

MODEL	APS12000-48	APS12000 Pro-48
AC Input		
Rated Input Voltage (VAC)	220 / 230 / 240; L + N + PE	
Voltage Range (VAC)	90~280±3 (normal mode); 170~280±3 (UPS mode)	
Frequency (Hz)	50 / 60 (Auto Adaptive)	
AC Output		
Rated Capacity (kW)	12	
Surge Power (kVA)	24	
Voltage (VAC)	220 / 230 / 240	
Power Factor (PF)	1	
Frequency	50/60Hz±0.1%	
Switch Time (ms)	10 (APP/UPS mode) / 20 (GEN mode)	
Wave Form	Pure Sine Wave	
Overload Capacity (Battery Mode)	1min@102%~125%Load 10s@>125%Load	
Max. Efficiency (Battery Mode)	94%@48VDC	
Parallel Quantity	NA	Yes
Charger (PV / AC)		
Solar Charger Type	Dual MPPTs	
Max. PV input Current / Input Power	Using One MPPT: 27A/9KW Using Two MPPTs: 27A/Per MPPT, 15kW/Total	
MPPT Range@Operating Voltage (VDC)	60-450	
Max PV Open Circuit Voltage (VDC)	500	
Max PV Charge Current (A)	160	
Max AC Charge Current (A)	160	
Max. Charge Current (PV + AC) (A)	160	
Battery		
Rated Voltage (VDC)	48	
Overcharge Protection (VDC)	60	
Battery Type	Lithium and Lead-acid	
Interface		
HMI	LCD/RGB	
Interface	RS485 / CAN / RS232 / CT(optional)	
Monitoring	WiFi (optional/built-in/external), 4G(optional)	
General Data		
Ingress Protection	IP43	
Warranty	2 years	
Operating Temperature	-10 ℃ - 60 ℃	
Relative Humidity	5% ~ 95% (Non-condensing)	
Storage Temperature	-15 ℃ - 60 ℃	
Net Weight (kg)	14.2	
Dimensions (W*H*D)	480*410*120mm	
Max. Operating Altitude	4000m (Derating above 1000m)	

Product specifications are subject to change without further notice.

APsolway

IP54

WPS3600-5000

Single Phase Off-grid Inverter

It is applicable to 208/220/230/240V voltage systems

AFPE/AFCI

- Built-in 160A Solar Charger.
- Wide PV Input VoltageRange 40-450V.
- 27A MAX PV Input.
- Dual AC Output.
- Suppoort Meter/CT Connection.
- Support Lithium/Lead-acid Batter.
- Lithium Battery Activation.
- Support Generator ATS Control.
- Feed-in to Grid.
- WiFi (optional/built-in/external)，4G(optional).

System Diagram

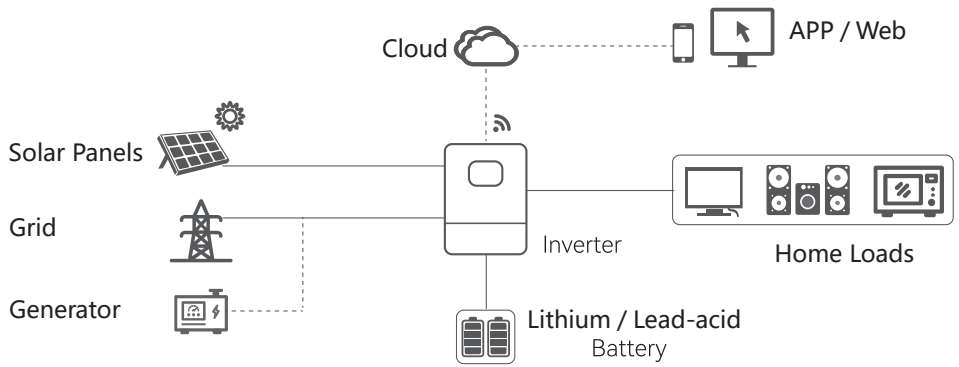

Technical Data

APsolway

MODEL	WPS3600-24	WPS5000-24
AC Input		
Rated Input Voltage (VAC)	208 / 220 / 230 / 240; L + N + PE	
Voltage Range (VAC)	90~280±3 (normal mode); 170~280±3 (UPS mode)	
Frequency (Hz)	50 / 60 (Auto Adaptive)	
AC Output		
Rated Capacity (kW)	3.6	5
Surge Power (kVA)	7.2	10
Voltage (VAC)	208 / 220 / 230 / 240	
Power Factor (PF)	1	
Frequency	50/60Hz±0.1%	
Switch Time (ms)	10 (APP/UPS mode) / 20 (GEN mode)	10 (normal mode) / 10 (UPS mode)
Wave Form	Pure Sine Wave	
Overload Capacity (Battery Mode)	60s@102%~110% load; 10s@110%~130% load; 3s@130%~150% load; 0.2s@>150% load	1min@102%~120%load, 10s>120% load
Max. Efficiency (Battery Mode)	92.7%@24VDC	93.5%@24VDC
Parallel Operation Support	NA	
Charger (PV / AC)		
Solar Charger Type	MPPT	
Max PV input current / power	18A / 5000W	27A / 9000W
MPPT Range@Operating Voltage (VDC)	40~450	60~450
Max PV Open Circuit Voltage (VDC)	500	500
Max PV Charge Current (A)	100	160
Max AC Charge Current (A)	100	160
Max. Charge Current (PV + AC) (A)	100	160
Battery		
Rated Voltage (VDC)	24	24
Floating Charge Voltage (VDC)	27	27
Overcharge Protection (VDC)	30.5	30.5
Battery Type	Lithium and Lead-acid	
Interface		
HMI	LCD/RGB	
Interface	RS485 / CAN / RS232	RS485 / CAN / RS232
Monitoring	WiFi (optional/built-in/external)，4G(optional)	
General Data		
Ingress Protection	IP54	
Warranty	2 years	
Operating Temperature	-10 ℃ - 60 ℃	
Relative Humidity	5% ~ 95% (Non-condensing)	
Storage Temperature	-15 ℃ - 60 ℃	
Net Weight (kg)	6.2	8.4
Dimensions (W*H*D)	420*284*94mm	410*336*110mm
Max. Operating Altitude	4000m (Derating above 1000m)	

Product specifications are subject to change without further notice.

APsolway

IP54

WPS6500-6500Pro

Single Phase Off-grid Inverter

It is applicable to 208/220/230/240V voltage systems

AFPE/AFCI

- Built-in 120A Solar Charger.
- Wide PV Input VoltageRange 60-450V.
- 28A MAX PV Input.
- Dual AC Output.
- Suppoort Meter/CT Connection.
- Support Lithium/Lead-acid Batter.
- Lithium Battery Activation.
- Support Generator ATS Control.
- Feed-in to Grid.
- WiFi (optional/built-in/external)，4G(optional).

System Diagram

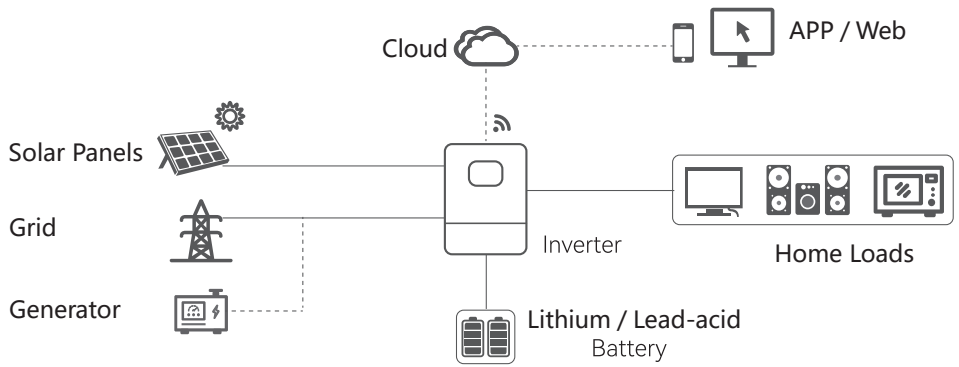

Technical Data

APsolway

MODEL	WPS6500-48	WPS6500 Pro-48
AC Input		
Rated Input Voltage (VAC)	208 / 220 / 230 / 240; L + N + PE	
Voltage Range (VAC)	90~280±3 (normal mode); 170~280±3 (UPS mode)	
Frequency (Hz)	50 / 60 (Auto Adaptive)	
AC Output		
Rated Capacity (kW)	6.5	
Surge Power (kVA)	13	
Voltage (VAC)	208 / 220 / 230 / 240	
Power Factor (PF)	1	
Frequency	50/60Hz±0.1%	
Switch Time (ms)	10 (normal mode) / 10 (UPS mode)	
Wave Form	Pure Sine Wave	
Overload Capacity (Battery Mode)	10min@102%~120% Load, 1min@120%~150% Load 10S@150%~200% Load, 5s@＞200% Load	
Max. Efficiency (Battery Mode)	93%@48VDC	
Parallel Operation Support	NA	Yes
Charger (PV / AC)		
Solar Charger Type	MPPT	
Max PV input current / power	28A / 9000W	
MPPT Range@Operating Voltage (VDC)	60~450	
Max PV Open Circuit Voltage (VDC)	520	
Max PV Charge Current (A)	120	
Max AC Charge Current (A)	120	
Max. Charge Current (PV + AC) (A)	120	
Battery		
Rated Voltage (VDC)	48	
Floating Charge Voltage (VDC)	54	
Overcharge Protection (VDC)	61	
Battery Type	Lithium and Lead-acid	
Interface		
HMI	LCD/RGB	
Interface	RS485 / CAN / RS232 / CT(optional)	
Monitoring	WiFi (optional/built-in/external)，4G(optional)	
General Data		
Ingress Protection	IP54	
Warranty	2 years	
Operating Temperature	-10 ℃ - 50 ℃	
Relative Humidity	5% ~ 95% (Non-condensing)	
Storage Temperature	-15 ℃ - 60 ℃	
Net Weight (kg)	10.7	
Dimensions (W*H*D)	514*338*136.5mm	
Max. Operating Altitude	4000m (Derating above 1000m)	

Product specifications are subject to change without further notice.

IP54



WPS12000-12000Pro

Single Phase Off-grid Inverter

It is applicable to 220/230/240V voltage systems

AFPE/AFCI

- Built-in 160A Solar Charger.
- Wide PV Input Voltage Range 60-500V.
- Dual MPPTs Input.
- 45A MAX PV Input.
- Dual AC Output.
- Support Lithium/Lead-acid Battery.
- Lithium Battery Activation.
- 5 Inch Display.
- Feed-in to Grid.
- WiFi (optional/built-in/external)，4G(optional).

System Diagram

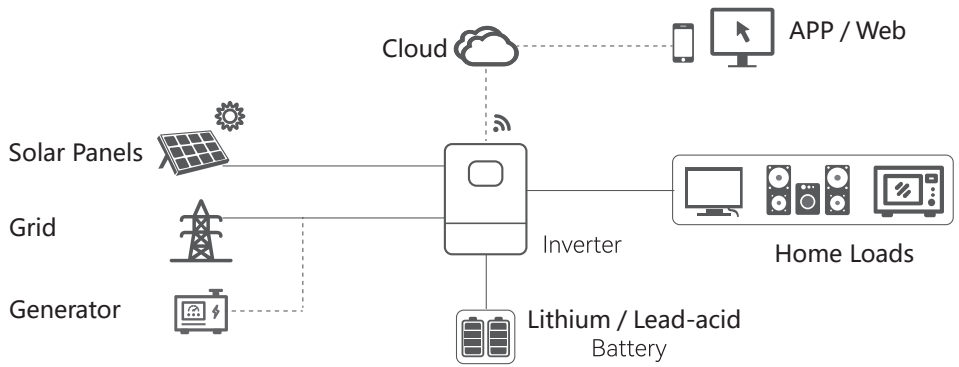

MODEL	WPS12000-48	WPS12000 Pro-48
AC Input		
Rated Input Voltage (VAC)	220 / 230 / 240; L + N + PE	
Voltage Range (VAC)	90~280±3 (normal mode); 170~280±3 (UPS mode)	
Frequency (Hz)	50 / 60 (Auto Adaptive)	
AC Output		
Rated Capacity (kW)	12	
Surge Power (kVA)	24	
Voltage (VAC)	220 / 230 / 240	
Power Factor (PF)	1	
Frequency	50/60Hz±0.1%	
Switch Time (ms)	10 (APP/UPS mode) / 20 (GEN mode)	
Wave Form	Pure Sine Wave	
Overload Capacity (Battery Mode)	1min@102%~125%Load 10s@＞125%Load	
Max. Efficiency (Battery Mode)	94%@48VDC	
Parallel Quantity	NA	Yes
Charger (PV / AC)		
Solar Charger Type	Dual MPPTs	
Max. PV input Current / Input Power	Using One MPPT: 27A/9KW Using Two MPPTs: 27A/Per MPPT, 15kW/Total	
MPPT Range@Operating Voltage (VDC)	60-450	
Max PV Open Circuit Voltage (VDC)	500	
Max PV Charge Current (A)	160	
Max AC Charge Current (A)	160	
Max. Charge Current (PV + AC) (A)	160	
Battery		
Rated Voltage (VDC)	48	
Overcharge Protection (VDC)	60	
Battery Type	Lithium and Lead-acid	
Interface		
HMI	LCD/RGB	
Interface	RS485 / CAN / RS232 / CT(optional)	
Monitoring	WiFi (optional/built-in/external)，4G(optional)	
General Data		
Ingress Protection	IP54	
Warranty	2 years	
Operating Temperature	-10 ℃ - 60 ℃	
Relative Humidity	5% ~ 95% (Non-condensing)	
Storage Temperature	-15 ℃ - 60 ℃	
Net Weight (kg)	14.5	
Dimensions (W*H*D)	480*410*120mm	
Max. Operating Altitude	4000m (Derating above 1000m)	

Product specifications are subject to change without further notice.

APsolway

AHS6300-12000

Solar Battery Hybrid Controller

5 YEARS WARRANTY

IP54

It is applicable to 220/230/240V voltage systems

AFPE/AFCI

- Low battery voltage input.
- Reliable protection against short-circuit, overvoltage, undervoltage, overload, etc.
- IP54 intelligent air-cooled design enhances system reliability and service life.
- Multiple working modes：The priorities of PV power, utility power, and battery using the LCD screen.
- DSP control, dual-loop technology, and pure sine-wave output.
- Supports real-time monitoring via APP for intelligent and efficient energy management.

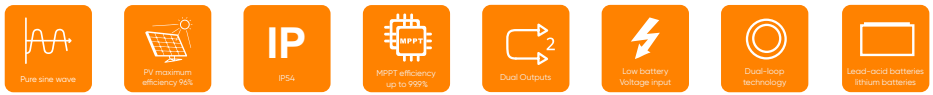

Bottom view

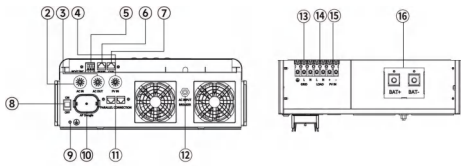

1. LCD display
2. AC input
3. AC output
4. PV input
5. Dry contact
6. RS485
7. CAN
8. Power on/off switch
9. Ground
10. AP Dongle
11. Parallel communication ports
12. AC Input Breaker
13. Grid L/N/PE
14. Load L/N
15. PV input +/-
16. BAT+/BAT-

System Diagram

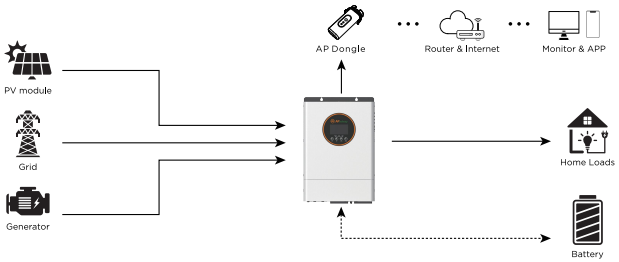

Technical Data

APsolway

MODEL	AHS-6.3			AHS-10.2	AHS-12
Dimensions W/H/D	380mm × 576mm × 141mm			480mm × 410mm × 120mm	480mm × 410mm × 120mm
Weight	12.8kg			14.5kg	14.5kg
Ingress Protection	IP54				
Warranty	5 years				
Operating Ambient Temperature Range	-10°C to 55°C				
Storage Temperature Range	-15°C to 60°C				
Relative Humidity	5% to 95%				
Cooling	Air-cooled by smart fans				
Communication Interface	RS485/CAN				
Safety and EMC Compliance	EN/IEC62109-1/-2; EN/IEC-6-1/-2/-3/-4; EN/IEC62920				
Max. Number of Parallel Units	6				
Battery Data					
Battery Voltage Type	12V	24V	48V	48V	
Float Charging Voltage	13.5V	27V	54V	54V	
Overcharging Protection Voltage	15V	30V	60V	60V	
Battery Type	Lead-acid batteries / lithium batteries				
Charging Mode	Three-stage charging (lead-acid batteries); Default charge curve or BMS communication (lithium batteries)				
Max. DC Discharge Current	135A	135A	135A	210A	250A
Max. Charge Current (from PV)	85A	105A	135A	210A	250A
Max. Charge Current (from Grid)	85A	105A	135A	210A	250A
Max. Charge Current	85A	105A	135A	210A	250A
Ac Output Data					
Max. Output Apparent Power	1000VA	2500VA	6300VA	10200VA	12000VA
Peak Output Apparent Power	2000VA	5000VA	12600VA	20400VA	24000VA
Output Waveform	Pure sine wave				
Nominal Output Voltage	220VAC/230VAC/240VAC				
Nominal Output Frequency	50Hz/60Hz				
Peak Efficiency (PV to Inverter)	97.7%				
Peak Efficiency (Battery to Inverter)	96.1%				
Switching Time	5ms(UPS) 20ms(APL)				
Overload Protection	(102% < load < 125%) ± 10%: Reports an error and turns off the output 5 minutes later. (125% < load < 150%) ± 10%: Reports an error and turns off the output 10 seconds later. (Load > 150%) ± 10%: Reports an error and turns off the output 5 seconds later.			(102% < load < 110%) ± 10%: Reports an error and turns off the output 5 minutes later. (110% < load < 125%) ± 10%: Reports an error and turns off the output 10 seconds later. (Load > 125%) ± 10%: Reports an error and turns off the output 5 seconds later.	
Ac Input Data					
Nominal Voltage	220VAC/230VAC/240VAC				
Operating Voltage Range	170 to 280VAC (UPS) 90 to 280VAC (APL)				
Nominal Frequency	50Hz/60Hz				
Power Factor (Default/Adiustable)	> 0.99 (adjustable from 0.8 leading to 0.8 lagging)				
Total Harmonic Distortion of Current	< 3%				
Grid Connection	Single phase				
Max. Bypass Overload Current	40A			60A	80A
Pv Input Data					
Max. PV Input Power	6500W			10000W	15000W
Number of MPPTs	1			2	2
Max. Input Voltage	500VDC			500VDC	500VDC
MPPT Voltage Range	60 to 450VDC			60 to 450VDC	60 to 450VDC
Max. PV Input Current	22A			22A+22A	27A+27A
MPPT Efficiency	99.9%			99.9%	99.9%

Product specifications are subject to change without further notice.

APsolway

AHS3600-12000-SP

Split Phase Hybrid Inverter

5 YEARS WARRANTY

IP54

It is applicable to 110/115/120/220/230/240V voltage systems

CE IEC UK CA ISO UL RoHS INMETRO AFPE/AFCI

- Low battery voltage input.
- Reliable protection against short-circuit, overvoltage, undervoltage, overload, etc.
- IP54 intelligent air-cooled design enhances system reliability and service life.
- Multiple working modes：The priorities of PV power, utility power, and battery using the LCD screen.
- DSP control, dual-loop technology, and pure sine-wave output.
- Supports real-time monitoring via APP for intelligent and efficient energy management.

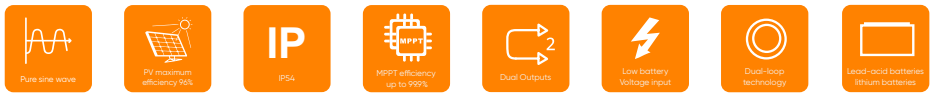

Bottom view

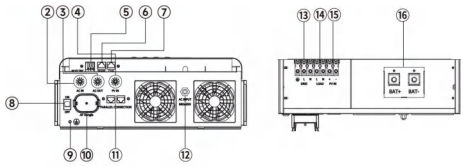

1. LCD display
2. AC input
3. AC output
4. PV input
5. Dry contact
6. RS485
7. CAN
8. Power on/off switch
9. Ground
10. AP Dongle
11. Parallel communication ports
12. AC Input Breaker
13. Grid L/N/PE
14. Load L/N
15. PV input +/-
16. BAT+/BAT-

System Diagram

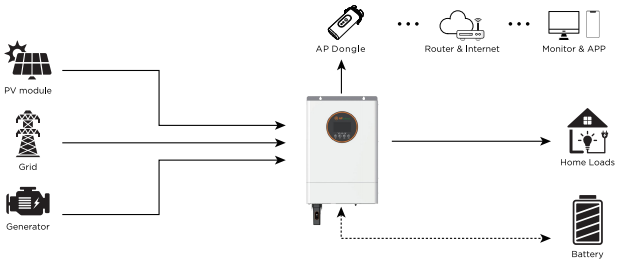

Technical Data

APsolway

MODEL	AHS-3.6-SP			AHS-6.3-SP			AHS-12-SP
Dimensions W/H/D	420mm × 284mm × 94mm			380mm × 576mm × 141mm			480mm × 410mm × 120mm
Weight	6.2kg			12.8kg			14.5kg
Ingress Protection	IP54						
Warranty	5 years						
Operating Ambient Temperature Range	-10°C to 55°C						
Storage Temperature Range	-15°C to 60°C						
Relative Humidity	5% to 95%						
Cooling	Air-cooled by smart fans						
Communication Interface	RS485/CAN						
Safety and EMC Compliance	EN/IEC62109-1/-2; EN/IEC-6-1/-2/-3/-4; EN/IEC62920						
Max. Number of Parallel Units	6						
Battery Data							
Battery Voltage Type	12V	24V	48V	12V	24V	48V	48V
Float Charging Voltage	13.5V	27V	54V	13.5V	27V	54V	54V
Overcharging Protection Voltage	15V	30V	60V	15V	30V	60V	60V
Battery Type	Lead-acid batteries / lithium batteries						
Charging Mode	Three-stage charging (lead-acid batteries); Default charge curve or BMS communication (lithium batteries)						
Max. DC Discharge Current	80A			135A	135A	135A	250A
Max. Charge Current (from PV)	80A			85A	105A	135A	250A
Max. Charge Current (from Grid)	80A			85A	105A	135A	250A
Max. Charge Current	80A			85A	105A	135A	250A
Ac Output Data							
Max. Output Apparent Power	600VA	1400VA	3600VA	1000VA	2500VA	6300VA	12000VA
Peak Output Apparent Power	1200VA	2800VA	7200VA	2000VA	5000VA	12600VA	24000VA
Output Waveform	Pure sine wave						
Nominal Output Voltage	110VAC/220VAC, 115VAC/230VAC, 120VAC/240VAC			110VAC/220VAC, 115VAC/230VAC, 120VAC/240VAC			110/220VAC，120/240VAC
Nominal Output Frequency	50Hz/60Hz						
Peak Efficiency (PV to Inverter)	97.7%						
Peak Efficiency (Battery to Inverter)	96.1%						
Switching Time	5ms(UPS) 20ms(APL)						
Overload Protection	(102% < load < 125%) ± 10%: Reports an error and turns off the output 5 minutes later. (125% < load < 150%) ± 10%: Reports an error and turns off the output 10 seconds later. (Load > 150%) ± 10%: Reports an error and turns off the output 5 seconds later.			(102% < load < 125%) ± 10%: Reports an error and turns off the output 5 minutes later. (125% < load < 150%) ± 10%: Reports an error and turns off the output 10 seconds later. (Load > 150%) ± 10%: Reports an error and turns off the output 5 seconds later.			(102% < load < 110%) ± 10%: Reports an error and turns off the output 5 minutes later. (110% < load < 125%) ± 10%: Reports an error and turns off the output 10 seconds later. (Load > 125%) ± 10%: Reports an error and turns off the output 5 seconds later.
Ac Input Data							
Nominal Voltage	110VAC/220VAC, 115VAC/230VAC, 120VAC/240VAC			110VAC/220VAC, 115VAC/230VAC, 120VAC/240VAC			110/220VAC，120/240VAC
Operating Voltage Range	L-N: 90 to 140VAC (UPS) 85 to 140VAC (APL) L-L: 170 to 280VAC (UPS) 90 to 280VAC (APL)						
Nominal Frequency	50Hz/60Hz						
Power Factor (Default/Adiustable)	> 0.99 (adjustable from 0.8 leading to 0.8 lagging)						
Total Harmonic Distortion of Current	< 3%						
Grid Connection	Split phase						
Max. Bypass Overload Current	40A			40A			80A
Pv Input Data							
Max. PV Input Power	6500W			6500W			15000W
Number of MPPTs	1			1			2
Max. Input Voltage	500VDC			500VDC			500VDC
MPPT Voltage Range	60 to 450VDC			60 to 450VDC			60 to 450VDC
Max. PV Input Current	22A			22A			27A+27A
MPPT Efficiency	99.9%			99.9%			99.9%

Product specifications are subject to change without further notice.

APsolway

AHS5000-LV

Solar Battery Hybrid Controller

5 YEARS WARRANTY

IP54

It is applicable to 110/115/120V voltage systems

AFPE/AFCI

- Low battery voltage input.
- Reliable protection against short-circuit, overvoltage, undervoltage, overload, etc.
- IP54 intelligent air-cooled design enhances system reliability and service life.
- Multiple working modes：The priorities of PV power, utility power, and battery using the LCD screen.
- DSP control, dual-loop technology, and pure sine-wave output.
- Supports real-time monitoring via APP for intelligent and efficient energy management.

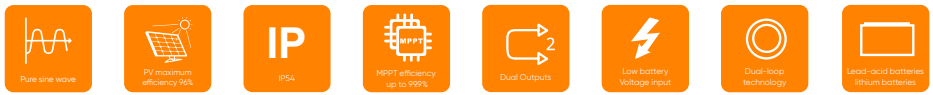

Bottom view

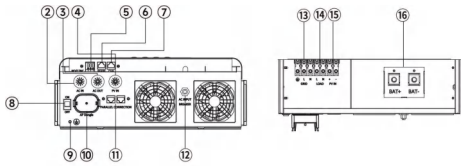

1. LCD display
2. AC input
3. AC output
4. PV input
5. Dry contact
6. RS485
7. CAN
8. Power on/off switch
9. Ground
10. AP Dongle
11. Parallel communication ports
12. AC Input Breaker
13. Grid L/N/PE
14. Load L/N
15. PV input +/-
16. BAT+/BAT-

System Diagram

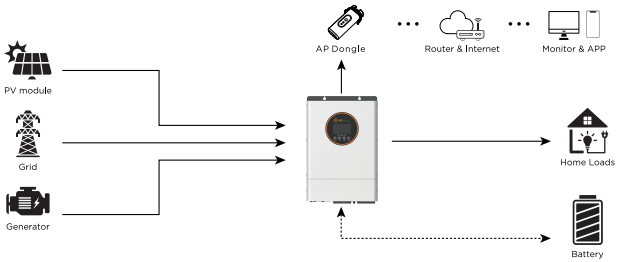

Technical Data

APsolway

MODEL	AHS-5-LV		
Dimensions W/H/D	362mm × 526mm × 141mm		
Weight	11.8kg		
Ingress Protection	IP54		
Warranty	5 years		
Operating Ambient Temperature Range	-10°C to 55°C		
Storage Temperature Range	-15°C to 60°C		
Relative Humidity	5% to 95%		
Cooling	Air-cooled by smart fans		
Communication Interface	RS485/CAN		
Safety and EMC Compliance	EN/IEC62109-1/-2; EN/IEC-6-1/-2/-3/-4; EN/IEC62920		
Max. Number of Parallel Units	6		
Battery Data			
Battery Voltage Type	12V	24V	48V
Float Charging Voltage	13.5V	27V	54V
Overcharging Protection Voltage	15V	30V	60V
Battery Type	Lead-acid batteries / lithium batteries		
Charging Mode	Three-stage charging (lead-acid batteries); Default charge curve or BMS communication (lithium batteries)		
Max. DC Discharge Current	110A		
Max. Charge Current (from PV)	85A	100A	110A
Max. Charge Current (from Grid)	85A	100A	110A
Max. Charge Current	85A	100A	110A
AC Output Data			
Max. Output Apparent Power	1000VA	2300VA	5000VA
Peak Output Apparent Power	2000VA	4600VA	10000VA
Output Waveform	Pure sine wave		
Nominal Output Voltage	110VAC/115VAC/120VAC		
Nominal Output Frequency	50Hz/60Hz		
Peak Efficiency (PV to Inverter)	96%		
Peak Efficiency (Battery to Inverter)	94.5%		
Switching Time	5ms		
Overload Protection	(102% < load < 110%) ± 10%: close the output after reporting an error for 5 minutes; (110% < load < 120%) ± 10%: close the output after reporting an error for 10 seconds; (Load > 120%) ± 10%: close the output after reporting an error for 5 seconds.		
AC Input Data			
Nominal Voltage	110VAC/115VAC/120VAC		
Operating Voltage Range	90 to 140VAC		
Nominal Frequency	50Hz/60Hz		
Power Factor (Default/Adiustable)	> 0.99 (adjustable from 0.8 leading to 0.8 lagging)		
Total Harmonic Distortion of Current	< 3%		
Grid Connection	Single phase		
Max. Bypass Overload Current	50A		
PV Input Data			
Max. PV Input Power	6000W		
Number of MPPTs	1		
Max. Input Voltage	350VDC		
MPPT Voltage Range	60 to 300VDC		
Max. PV Input Current	22A		
MPPT Efficiency	99.9%		

Product specifications are subject to change without further notice.

APsolway

IP43

SPH3600-6200-SP

Split Phase Hybrid Inverter

It is applicable to 120Vac single phase and 240Vac split phase voltage systems

AFPE/AFCI

- Built in dustproof components.
- 120Vac single phase and 240Vac split phase.
- Capable to operate without Battery.
- Wider PV input voltage range:90V~500Vdc.
- Excellent solar MPPT performance, efficiency up to 99%.
- PV generated energy Total and Daily information.
- Battery wake-up function.
- Capable to communicate with battery BMS by RS-485 interface.
- Excess solar energy can be powered to Grid (settable).

System Diagram

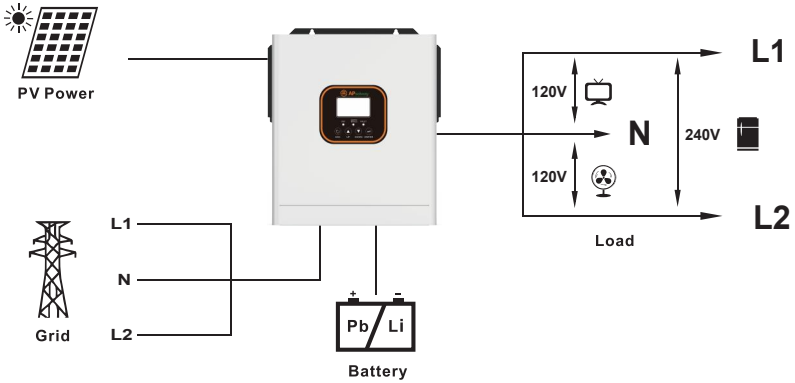

Technical Data

APsolway

MODEL	SPH3.6K-24/48-SP	SPH6.2K-48-SP
PV Array		
Max.PV Array Power	4200W	7200W
MaxPV Array Open-Circuit Voltage	500VDC	
Start-up Voltage	90VDC	
MPPT Operating Voitage Range	120-450VDC	
Nominal Input Voltage	360VDC	
Max. input Current MPPT	18A	
MPPT max Efficiancy	99%	
Battery		
Battery Type	Li-ion/Lead-acid	
Nominal Battery Voltage	24/48V	48V
Battery Voltage Range	21-29/41-58V	41-58V
Max. AC Charging Curent	80/40A	65A
Max. PV Charging Current	100A/60A	100A
Max, Continuous Discharging Current	120/80A	135A
AC Input		
Nominal Voltage	240Vac（split phase）	
Voltage Range	180-280Vac	
Frequency	50/60Hz (Auto following)	
Max. input Current	40A	
AC Output		
Nominal Voltage	115Vac±5%/230Vac±5%	
Output Voltage Waveform	Pure Sine Wave	
Rated Output Power	3600VA/3600W	6200VA/6200W
Peak Output Power	5300VA	8800VA
Nominal Output Fregency	50/60Hz	
Transfer Time	10ms	
Efficiency(peak) PV to INV	96.5%	
Efficiency(peak) BAT tO INV	93.0%	
Protection		
Over Temperature Protection	Yes	
Overload Protection	3s@≥150% load;10s@110%~150% load	
General Data		
Operating Temperature Range	-10--+50℃	
Relative Humidity	0~95%	
Max. Operating Altitude	＜4000m	
Cooling Method	Intelligent Fan cooling	
Display	LED+LCD	
Communication with BMS	RS485	
Communication with Cloud	WIFI/4G	
Degree of Protection	IP43	
Warranty	2 years	
Weight(kg)	7/6.3	10
Dimension(W*H*Dmm)	428*367*176	509*384*176
Mounting Method	Wall Mounted	

Product specifications are subject to change without further notice.

APsolway

IP43

SPH8500-12000-SP

Split Phase Hybrid Inverter

It is applicable to 120Vac single phase and 240Vac split phase voltage systems

AFPE/AFCI

- Built in dustproof components.
- 120Vac single phase and 240Vac split phase.
- Capable to operate without Battery.
- Wider PV input voltage range:100V~500Vdc.
- Excellent solar MPPT performance, efficiency up to 99%.
- PV generated energy Total and Daily information.
- Battery wake-up function.
- Capable to communicate with battery BMS by RS-485 interface.
- Excess solar energy can be powered to Grid (settable).

System Diagram

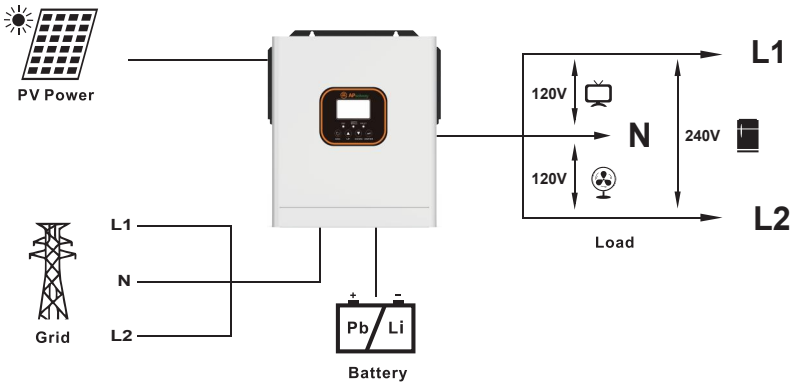

Technical Data

APsolway

MODEL	SPH8.5K-48-SP	SPH10.2K-48-SP	SPH12K-48-SP
PV Array			
Max.PV Array Power	6600W+6600W		9000W+9000W
MaxPV Array Open-Circuit Voltage	500VDC		
Start-up Voltage	100VDC		
MPPT Operating Voitage Range	85-450VDC		
Nominal Input Voltage	360VDC		
Max. input Current MPPT	18A*2		25A*2
MPPT max Efficiancy	99%		
Battery			
Battery Type	Li-ion/Lead-acid		
Nominal Battery Voltage	48V		
Battery Voltage Range	41-58V		
Max. AC Charging Curent	80A	100A	
Max. PV Charging Current	140A	160A	
Max, Continuous Discharging Current	180A	210A	250A
AC Input			
Nominal Voltage	240Vac（split phase）		
Voltage Range	180-280VAC		
Frequency	50/60Hz (Auto following)		
Max. input Current	40A	50A	60A
AC Two Load Output			
Nominal Voltage	115Vac (L1/N, L2/N)/230Vac(L1/L2)±5%		
Output Voltage Waveform	Pure Sine Wave		
Rated Output Power	8500VA/8500W	10200VA/10200W	12000VA/12000W
Peak Output Power	11000VA	14000VA	15000VA
Nominal Output Fregency	50/60Hz		
Transfer Time	10ms		
Efficiency(peak) PV to INV	96.5%		
Efficiency(peak) BAT tO INV	93.0%		
Protection			
Over Temperature Protection	Yes		
Overload Protection	3s@≥150% load;10s@110%~150% load		
General Data			
Operating Temperature Range	-10--+50℃		
Relative Humidity	0~95%		
Max. Operating Altitude	＜4000m		
Cooling Method	Intelligent Fan cooling		
Display	LED+LCD		
Communication with BMS	RS485		
Communication with Cloud	WIFI/4G		
Degree of Protection	IP43		
Warranty	2 years		
Weight(kg)	12.5	14.5	14.5
Dimension(W*H*Dmm)	605*430*201		
Mounting Method	Wall Mounted		

Product specifications are subject to change without further notice.

APsolway

IP43

SPH3000-5000-LV

Single Phase Hybrid Inverter

It is applicable to 120V±5% voltage systems

AFPE/AFCI

- Built in dustproof components.
- Capable to operate without Battery.
- Wider PV input voltage range:60V~300Vdc.
- Excellent solar MPPT performance, efficiency up to 99%.
- PV generated energy Total and Daily information.
- Battery wake-up function.
- Excess solar energy can be powered to Grid (settable).

Bottom view

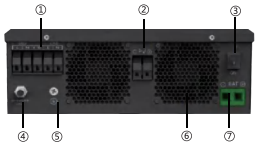

1.GAID&LOAD
2.PV Port
3.ON/OFF Rocker Switch
4.Overload Protector
5.GroundingScrewHole
6.Cooling Fan
7.Battery Port

System Diagram

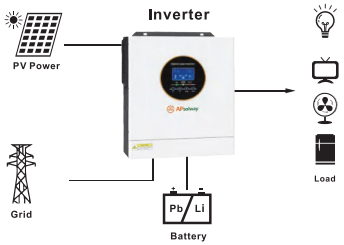

Working Mode

1

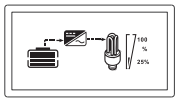

2

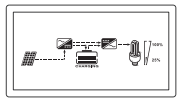

3

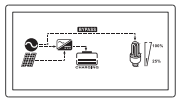

4

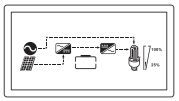

5

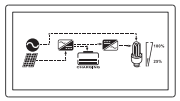

Technical Data

APsolway

MODEL	SPH3K-24/48-LV	SPH3.6K-24/48-LV	SPH5K-48-LV
PV Array			
Max.PV Array Power	3600W	4200W	6000W
MaxPV Array Open-Circuit Voltage	300VDC		
Start-up Voltage	60VDC		
MPPT Operating Voitage Range	70-280VDC		
MPPT Efficiancy	99%		
Nominal Input Voltage	250VDC		
Max. input Current MPPT	30A		
Battery			
Battery Type	Li-ion/Lead-acid		
Nominal Battery Voltage	24/48V		48V
Battery Voltage Range	21-29/41-58V		42-58V
Max. AC Charging Curent	40A	50A	50A
Max. PV Charging Current	80A	100A	100A
Max, Continuous Discharging Current	100A	100A	120A
AC Input			
Nominal Voltage	120Vac		
Voltage Range	90-140Vac		
Frequency	50/60Hz (Auto following)		
High Loss Frequency	65Hz		
Low Loss Frequency	45Hz		
Max. input Current	40A		50A
AC Output			
Nominal Voltage	120Vac ± 5%		
Output Voltage Waveform	Pure Sine Wave		
Rated Output Power	3000VA/3000W	3600VA/3600W	5000VA/5000W
Peak Output Power	4500VA	5400VA	7500VA
Nominal Output Fregency	50/60Hz		
Transfer Time	10ms		
Max. PV to AC Efficiency	96.5%		
Max. Battery to AC Efficiency	91.0%		
Protection			
Over Temperature Protection	Yes		
Overload Protection	3s@≥150% load;10s@110%~150% load		
General Data			
Operating Temperature Range	-10--+50℃		
Safety Certification	CE		
Relative Humidity	0~95%Relative Humidity(Non-condensing)		
Max. Operating Altitude	＜ 4000m		
Cooling Method	Intelligent Fan cooling		
Display	LED+LCD		
Degree of Protection	IP43		
Warranty	2 years		
Weight(kg)	6.5	8.4	
Dimension(W*H*Dmm)	326*275*95	363*105*300	
Mounting Method	Wall Mounted		

Product specifications are subject to change without further notice.

APsolway

EZ1 Series

Micro inverter

It is applicable to 230V/184V-253V voltage systems

Smarter Plug-In Solar

20A
Maximum Input Current

Plug & Play

Compatible with high-power modules

DC system voltage
≤60Voc

High Efficiency **96.7%**

IP67
High protection level

Built-in
Wi-Fi + Bluetooth
for easy commissioning & monitoring

Maximum continuous
output power
1000W

Technical Data

APsolway

MODEL	EZ1-M	EZ1-H
Region	EMEA	
Input Data (DC)		
Recommended PV Module Power (STC) Range	300Wp-730Wp+	410Wp-760Wp+
Peak Power Tracking Voltage	28V-45V	
Operating Voltage Range	26V-60V	
Maximum Input Voltage	60V	
Maximum Input Current	20A x 2	
Isc PV	25A x 2	
Output Data (AC)		
Maximum Continuous Output Power	600VA(1)/799VA	960VA
Nominal Output Voltage/Range	230V/184V-253V	
Nominal Output Current	2.6A(1)/3.5A	4.2A
Nominal Output Frequency/ Range	50Hz/48Hz-51Hz	
Default Power Factor	0.99	
Efficiency		
Peak Efficiency	96.7%	
Nominal MPPT Efficiency	99.5%	
Night Power Consumption	20mW	
Mechanical Data		
Operating Ambient Temperature Range	- 40 °C to + 65 °C	
Storage Temperature Range	- 40 °C to + 85 °C	
Dimensions (W × H × D)	263mm x 218mm x 36.5mm	263mm x 218mm x 37mm
Weight	2.8kg	3kg
DC Connector Type	MC4 Compatible	
Cooling	Natural Convection - No Fans	
Enclosure Environmental Rating	IP67	
Power Cord (Optional)		
Wire Size	2.5mm²	
Cable Length	4M as default	
Plug Type	Schuko(2)	
Features		
Communication	Built-in Wi-Fi and Bluetooth	
Maximum Units Can Be Connected(3)	2	
Isolation Design	High Frequency Transformers, Galvanically Isolated	
Energy Management(4)	AP EasyPower APP	
Warranty(5)	12 Years Standard	
Compliances		
Safety, EMC & Grid Compliances	EN/IEC 62109-1; EN/IEC 62109-2; EN IEC 61000-6-1; EN IEC 61000-6-2; EN IEC 61000-6-3; EN IEC 61000-6-4; EN IEC 61000-3-2; EN 61000-3-3; EN 55011; EN 62920; EN 50549-1; EN 50549-10; NF EN 50549-1; NF EN 50549-10; PN-EN 50549-1; IRiESD; CEI 0-21; VDE-AR-N 4105; UTE C15-712-1; VFR 2019; UNE 217002; RD 647; RD 413; RD 1699; G98; G99; G98/NI; G99/NI	

Product specifications are subject to change without further notice.

(1) The factory setting could be 600VA as default.

(2) If the microinverter is connected to grid by plug, please comply with the local regulation about the power limit.

(3) For some countries it is limited to 1 because of the regulations.

(4) The EasyPower App supports monitoring up to 4 units of product from the EZ1 series. If the microinverter is connected to grid by plug, please comply with the local regulation about the power limit. In Germany, the maximum power for plug-in PV systems is 800W, otherwise a professional electrician or installer is needed.

(5) Support and warranty is not available for rooftop installation systems.

(6) APsolway' Microinverter Systems fully meet the rapid shutdown requirement without the need to install additional electrical equipment.

APsolway

IP67

EZ1D Series

Micro inverter

It is applicable to 230V/184V-253V voltage systems

Smarter Plug-In Solar

UPGRADE

Slimmer by 20% easier to install

Independent MPPT with high input current capability

20A

Compatible with high-power modules

DC system voltage ≤ 120Voc

IP67 for maximum reliability

Built-in Wi-Fi + Bluetooth for easy commissioning& monitoring

Maximum continuous output power

2000W



Technical Data

APsolway

MODEL	EZ1D-L	EZ1D	EZ1D-H
Region	EMEA		
Input Data (DC)			
Recommended PV Module Power (STC) Range	300Wp-730Wp+	315Wp-660Wp+	315Wp-660Wp+
Peak Power Tracking Voltage	56V-90V		
Operating Voltage Range	52V-118V		
Maximum Input Voltage	118V		
Maximum Input Current	20A x 2		
Isc PV	25A x 2		
Output Data (AC)			
Maximum Continuous Output Power	1600VA	1800VA	2000VA
Nominal Output Voltage/Range	230V/184V-253V		
Nominal Output Current	7.0A	7.8A	8.7A
Nominal Output Frequency/ Range	50Hz/47.5Hz-51.5Hz		
Default Power Factor	0.99/0.9 leading...0.9 lagging		
Efficiency			
Peak Efficiency	96.7%		
Nominal MPPT Efficiency	99.5%		
Night Power Consumption	20mW		
Mechanical Data			
Operating Ambient Temperature Range	- 40 °C to + 65 °C		
Storage Temperature Range	- 40 °C to + 85 °C		
Dimensions (W × H × D)	283mm x 233mm x 39.5mm		
Weight	4.2kg		
DC Connector Type	Stäubli MC4 PV-ADBP4-S2&ADSP4-S2		
AC Extension Cable	Customer Self-provided(1)		
Cooling	Natural Convection - No Fans		
Enclosure Environmental Rating	IP67		
Features			
Communication	Built-in Wi-Fi and Bluetooth		
Isolation Design	High Frequency Transformers, Galvanically Isolated		
Energy Management(4)	AP EasyPower APP		
Warranty(5)	12 Years Standard		
Compliances			
Safety, EMC & Grid Compliances	EN/IEC 62109-1; EN/IEC 62109-2; EN 62920; EN 55011; EN IEC 61000-6-3; EN IEC61000-6-4; EN IEC 61000-6-1; EN IEC 61000-6-2; EN IEC 61000-3-2; EN 61000-3-3; VDE-AR-N 4105		

Product specifications are subject to change without further notice.

(1) It is recommended that customers should use the 2.5 mm² AC extension cable or according to local regulations.

(2) The EasyPower App only supports monitoring of 2 units of product from the EZ1D series.

(3) Support and warranty is not available for rooftop installation systems.

(4) APsolway' Microinverter Systems fully meet the rapid shutdown requirement without the need to install additional electrical equipment.

VN Series

Micro - Inverters

VN1T/VN2T/VN4T

Product Innovations

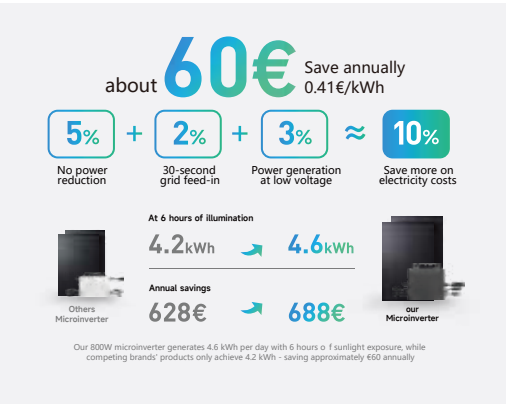

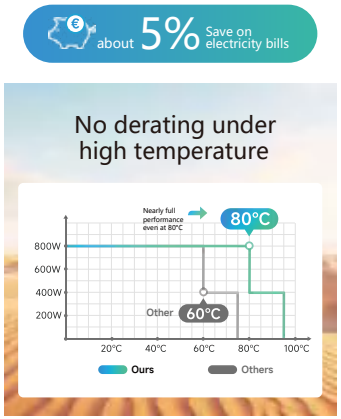



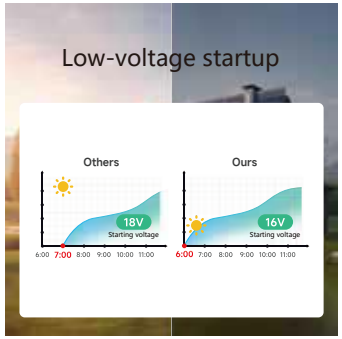

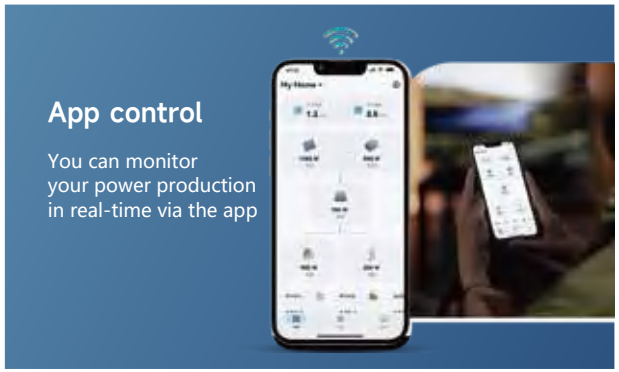

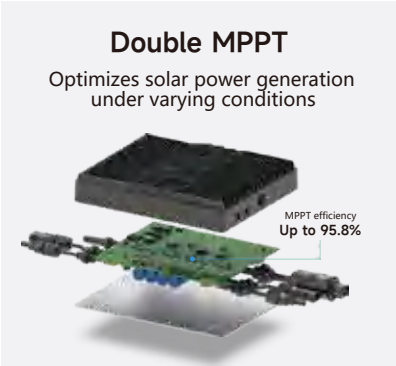

Micro-inverters system Diagram

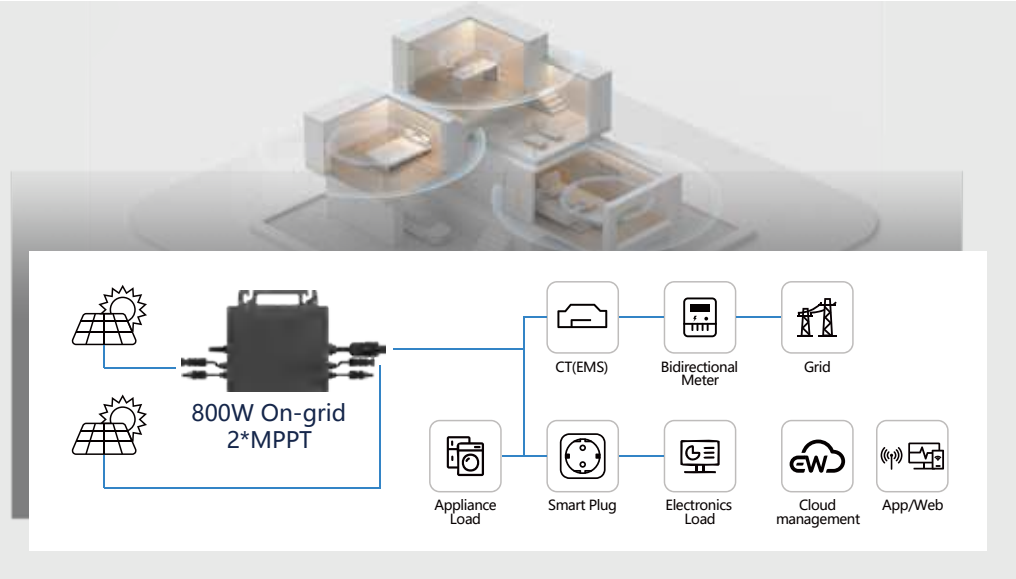

Microinverter Demo

Model	VN1T (300W/400W/500W)	VN2T (600W/800W/1000W)	VN4T (1200W/1600W/2000W)
Inputs (DC)			
Recommended Module Power [W]	(300~550)	(300~550)*2	(300~550)*4
Start up Voltage per Input [V]	18	18	18
Mppt Voltage Range per Input [V]	17.5~55	17.5~55	17.5~55
Max. Input Voltage per Input [V]	60	60	60
Max. Input Current per Input [A]	13.3	13.3	13.3
Max. Input Short-circuit Current per Input[A]	20	20	20
Outputs (AC)			
Max. Continous Output Power [VA]	300/400/500	600/800/1000	1200/1600/2000
Nominal Continous Output Power [W]	300/400/500	600/800/1000	1200/1600/2000
Max. Output Current [A]	1.30/1.74/2.17 (230)	2.61/3.48/4.35 (230)	5.22/6.96/8.70 (230)
Nominal Output Voltage [V]	220/230/240, L/N/PE	220/230/240, L/N/PE	220/230/240, L/N/PE
Nominal Frequency [Hz]	50/60	50/60	50/60
Power Factor	>0.99 default, 0.9 leading ... 0.9 lagging		
Maximum units per 10AWG branch²	24/18/14	12/9/7	6/4/3
Efficiency			
Peak Inverter Efficiency	95.60%	95.60%	95.60%
Nominal Mppt Efficiency	99.90%	99.90%	99.90%
Night Time Power Consumption [mW]	<50	<50	<50
Mechanical Information			
Dimensions (W×H×D mm)	227 x 183 x 42	233 x 232 x 42	380 x 232 x 42
Protection Grade	IP67	IP67	IP67
Compliance			
Grid Connection Standards	VDE 4105; VDE 0124; EN50549		
Regulatory	IEC/EN 62109-1/2		
EMC	EN 61000-6-1/-3		
Cybersecurity	EN 18031-1:2024; EN 18031-2:2024		

IP67

EZOG Series

Technical DataSingle Phase Off-grid Inverter

It is applicable to 220/230/240V voltage systems

CE IEC UK CA ISO UL RoHS INMETRO AFPE/AFCI

- GaN inside, supports 40A continuous fast charge.
- Fanless design for ultra-quiet operation.
- Support for expanding the capacity of multiple battery packs.
- Support for AC coupling in balcony microinverter system.
- More flexible installation of split batteries.
- 24-hour intelligent energy management system.
- Intelligent operation and maintenance platform with EMA.
- Quick and easy installation of an app.
- System-level IP67.
- 51.2V low battery voltage input.

Interface Introduction

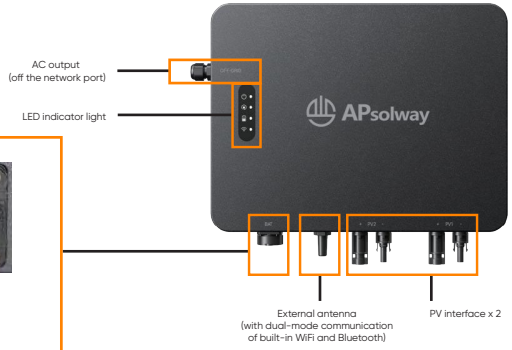

Battery -EZOG connection cable (Battery side)

Battery -EZOG connection cable (EZOG side)

Note: The cable for connecting the EZOG to the battery is a standard configuration provided by the battery manufacturer.

Application Figure

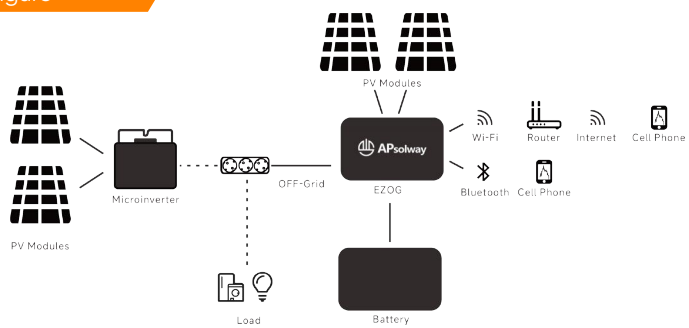

MODEL	EZOG
PV Input	
Recommended PV Module Power (STC) Range(1)	430Wp-900Wp+
Operating voltage range	12V-60V
Maximum input voltage	60V
MPPT voltage range	12V-48V
Start-up voltage	18V
Maximum continuous input current	17A×2
Isc PV	25A×2
AC Input and Output (off-grid Port)	
Grid type	Single-phase
Nominal AC voltage (2)	220V/230V/240V
Nominal AC frequency (2)	50Hz/60Hz
Maximum continuous output power	1200VA
Peak output apparent power	1800VA, 10s
Maximum continuous output current	5.45A
Maximum continuous input power	1200VA
Maximum continuous input current	5.45A
Battery Ratings (Battery Port)	
Battery voltage range	40-60VDC
Nominal battery voltage	51.2V
Communication Ports	CAN
Maximum Continuous Discharge Power	1200VA
Peak Discharge Power	1800VA,10s
Maximum discharge current	27A
Maximum charge current	40A
General Specifications	
Dimensions W/H/D	351mm×269mm×47mm
Weight	8KG
Maximum Efficiency	95.5%
Operating Ambient Temperature Range	-40℃-55℃
Storage Temperature Range	-40℃-85℃
Ingress Protection	IP67
Warranty	5 years
Relative Humidity	10%-90%
Cooling	Natural Convection-No Fans
Maximum Altitude	<2000m
Pollution Degree Classification	PD3
Protective class	I
Frequency Range	2412MHz-2472MHz (WIFI), 2402MHz-2480MHz (Bluetooth)
RF Output Power (EIRP)	18.88 dBm (WIFI), 0.67dBm (Bluetooth)
Features	
Communication	Built-in Wi-Fi and Bluetooth
Energy Management	AP EasyPower APP
Compliances	
Safety, EMC Compliances	EN 62109-1/-2; EN 62477-1; EN IEC 61000-6-1/-2/-3/-4; EN 62920

Product specifications are subject to change without further notice.

IP67

EZOG-LV Series

Technical DataSingle Phase Off-grid Inverter

It is applicable to 110/120/127V voltage systems

CE IEC UK CA ISO UL RoHS INMETRO AFPE/AFCI

- GaN inside, supports 40A continuous fast charge.
- Fanless design for ultra-quiet operation.
- Support for expanding the capacity of multiple battery packs.
- Support for AC coupling in balcony microinverter system.
- More flexible installation of split batteries.
- 24-hour intelligent energy management system.
- Intelligent operation and maintenance platform with EMA.
- Quick and easy installation of an app.
- System-level IP67.
- 51.2V low battery voltage input.

Interface Introduction

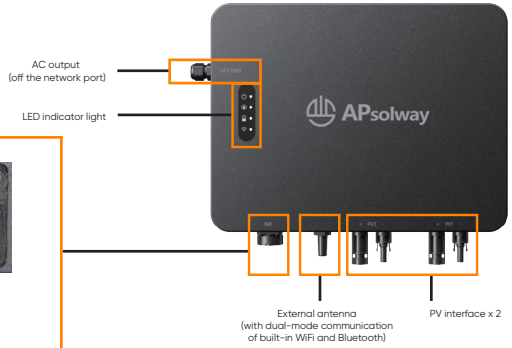

Battery -EZOG connection cable (Battery side)

Battery -EZOG connection cable (EZOG side)

Note: The cable for connecting the EZOG to the battery is a standard configuration provided by the battery manufacturer.

Application Figure

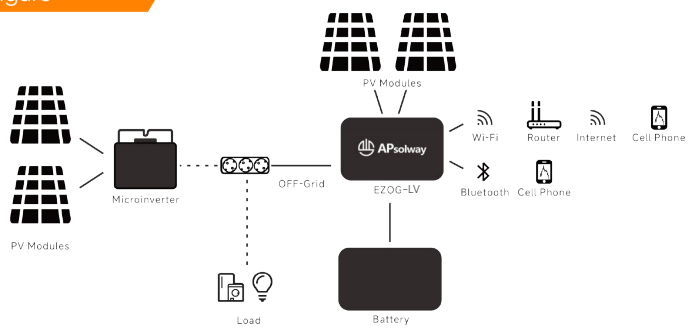

MODEL	EZOG-LV
PV Input	
Recommended PV Module Power (STC) Range(1)	430Wp-900Wp+
Operating voltage range	12V-60V
Maximum input voltage	60V
MPPT voltage range	12V-48V
Start-up voltage	18V
Maximum continuous input current	17A×2
Isc PV	25A×2
AC Input and Output (off-grid Port)	
Grid type	Single-phase
Nominal AC voltage (2)	110V/120V/127V
Nominal AC frequency (2)	60Hz
Maximum continuous output power	1000VA
Peak output apparent power	1500VA, 10s
Maximum continuous output current	9.09A
Maximum continuous input power	1000VA
Maximum continuous input current	9.09A
Battery Ratings (Battery Port)	
Battery voltage range	40-60VDC
Nominal battery voltage	51.2V
Communication Ports	CAN
Maximum Continuous Discharge Power	1000VA
Peak Discharge Power	1500VA,10s
Maximum discharge current	27A
Maximum charge current	40A
General Specifications	
Dimensions W/H/D	351mm×269mm×47mm
Weight	8KG
Maximum Efficiency	96.2%
Operating Ambient Temperature Range	-40℃-55℃
Storage Temperature Range	-40℃-85℃
Ingress Protection	IP67
Warranty	5 years
Relative Humidity	10%-90%
Cooling	Natural Convection-No Fans
Maximum Altitude	<2000m
Pollution Degree Classification	PD3
Protective class	I
Features	
Communication	Built-in Wi-Fi and Bluetooth
Energy Management	AP EasyPower APP
Compliances	
Safety, EMC Compliances	IEC 62109-1/-2; IEC 62477-1; IEC 61000-6-1/-2/-3/-4; IEC 62920

Product specifications are subject to change without further notice.

APsolway

IP67

EZHI Series

Single-phase Hybrid Microinverter for Storage Wi-Fi Version for DIY

It is applicable to 230 voltage systems

CE IEC UK CA ISO UL RoHS INMETRO AFPE/AFCI

- GaN inside, supports 40A continuous fast charge.
- Fanless design for ultra-quiet operation.
- UPS-level switching time 5ms.
- System-level IP67.
- 51.2V low battery voltage input.
- Intelligent charging technology, protecting battery life.
- High and low voltage isolation topologies, ensuring personal safety.
- Compatible with multiple battery brands.
- Support for expanding the capacity of multiple battery packs.
- Support for AC coupling in balcony microinverter system.
- More flexible installation of split batteries.

Application Figure

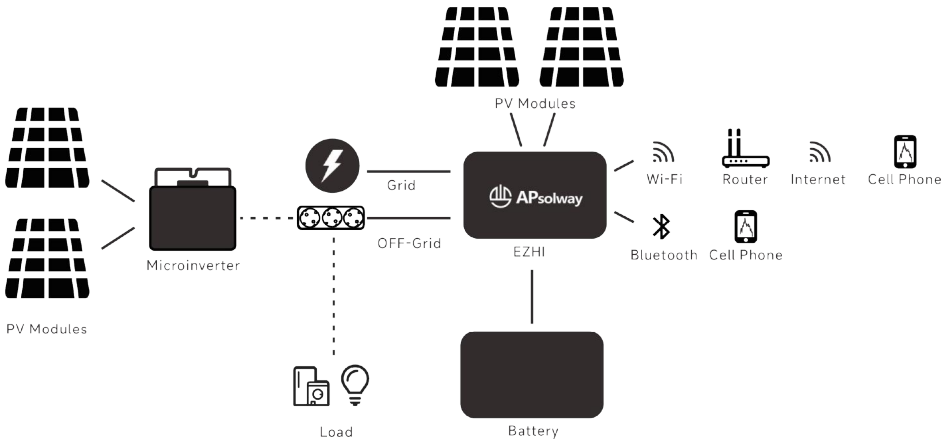

Technical Data

APsolway

MODEL	EZOG
Region	EMEA
PV Input	
Recommended PV Module Power (STC) Range(1)	430Wp-900Wp+
Operating voltage range	12V-60V
Maximum input voltage	60V
MPPT voltage range	12V-48V
Start-up voltage	18V
Maximum continuous input current	17A×2
Isc PV	25A×2
AC Input and Output (on-grid Port)	
Grid type	Single-phase
Nominal AC voltage (2)	230V
Nominal AC frequency (2)	50Hz
Default output apparent power(3)	800VA
Maximum continuous output power	1200VA
Maximum continuous output current	5.22A
Maximum continuous input power	1200VA
Maximum continuous input current	5.22VA
Power factor range	>0.99(+/- 0.8adj.)
EPS Switch Time	5ms
AC Input and Output (off-grid Port)	
Grid type	Single-phase
Nominal AC voltage	230V
Nominal AC frequency	50Hz
Maximum continuous output power	1200VA
Peak output apparent power	1800VA.10s
Maximum continuous output current	5.22A
Maximum continuous input power	2400VA
Maximum continuous input current	10.43A
Max. Bypass current(Grid to Load)	12A
Battery Ratings (Battery Port)	
Battery voltage range	40-60VDC
Nominal battery voltage	51.2V
Communication Ports	CAN
Maximum Continuous Discharge Power	1200VA
Peak Discharge Power	1800VA,10s
Maximum discharge current	27A
Maximum charge current	40A
General Spe cifications	
Dimensions W/H/D	351mm×269mm×47mm
Weight	8KG
Maximum Efficiency	96.2%
Operating Ambient Temperature Range	-40℃-65℃
Storage Temperature Range	-40℃-85℃
Ingress Protection	IP67
Relative Humidity	10%-90%
Cooling	Natural Convection-No Fans
Maximum Altitude	<2000m
Pollution Degree Classification	PD3
Overvoltage Category	OVC II For PV and Battery Input Circuit, OVC III For Mains Circuit
Frequency Range	2412MHz-2472MHz (WIFI), 2402MHz-2480MHz (Bluetooth)
RF Output Power (EIRP)	18.88 dBm (WIFI), 0.67dBm (Bluetooth)
Features	
Communication	Built-in Wi-Fi and Bluetooth
Energy Management	AP EasyPower APP
Compliances	
Safety, EMC & Grid Compliances	EN 62109-1/-2; EN 62477-1; EN IEC 61000-6-1/-2/-3/-4; EN 62920; VDE-AR-N 4105;EN 303 645; EN 50549-1; NF EN 50549-1; EN 50549-10; NF EN 50549-10; G98; G99; G98/NI; G99/NI;EN 18031-1; IEC61727; IEC 62116; IEC 61683; UNE 217002; UNE 217001; NTS

Product specifications are subject to change without further notice.

IP66

GN6000-15000

Single Phase Hybrid Inverter

It is applicable to 220/380, 230/400, 240/415 voltage systems

AFPE/AFCI

- Wide MPPT range.
- 2 MPPT trackers.
- Max 2 PV strings per MPPT tracker
- Peak efficiency 98.4%
- IP66 protection level
- Integrated and concise design

System Diagram

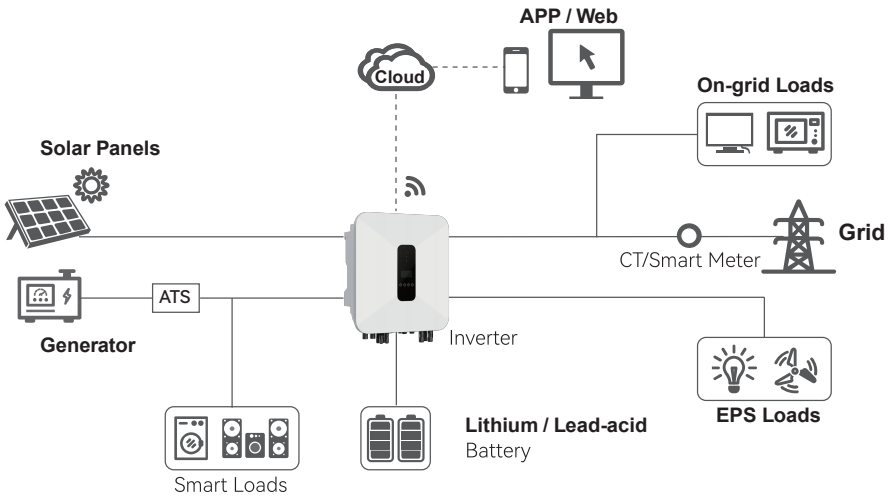

MODEL	GN6KT-BH1	GN8KT-BH1	GN10KT-BH2	GN12KT-BH2	GN15KT-BH2
PV Input					
Max. PV Input Power(kW)	9	12	15	18	22.5
Max. PV Open Circuit Voltage(V)	1000				
MPPT Range@Operating Voltage(VDC)	120-950				
Full Power MPPT Voltage Range(VDC)	380-950				
Start-up Voltage(VDC)	120				
Nominal Input Voltage(V)	780				
Max. Input Current per MPPT(A)	15	15	15/15	30/15	30/30
Max. Short-circuit Current(A)	36	36	36/36	36/36	36/36
MPPT Tracker/Strings	1	1	2	2	2
PV Strings per MPPT Tracker	1	1	1/1	2/1	2/2
AC Output(On-Grid)					
Nominal Output Apparent Power to Grid(kVA)	6	8	10	12	15
Max. Apparent Power to Grid(kVA)	6.6	8.8	11	13.2	16.5
Max. Output Current to Grid(A)	10	13.4	16.7	20	25
Nominal Apparent Power from Grid(kVA)	6	8	10	12	15
Max. Apparent Power from Grid(kVA)	12	16	20	24	24
Max. Current from Grid(A)	18.3	24.4	30.4	36.5	36.5
Nominal Voltage/Frequency	220/380, 230/400, 240/415, 50/60Hz, L1/L2/L3+N+PE				
Adjustable Power Factor	0.8leading-0.8lagging				
THDI	<3%				
AC Output(BackUp)					
Nominal Output Power(kW)	6	8	10	12	15
Max. Apparent Power(kVA)	6.6	8.8	11	13.2	16.5
Max. Output Current(A)	10	13.4	16.7	20	25
Nominal Voltage/Frequency	220/380, 230/400, 240/415, 50/60Hz, L1/L2/L3+N+PE				
Automatic Switch Time(ms)	<10				
THDu	<2%				
Overload Capacity	110%, 30s / 120%, 10s / 150%, 0.02s				
Efficiency					
Max. Efficiency	98.30%	98.30%	98.30%	98.40%	98.40%
Europe Efficiency	97.90%	97.90%	97.90%	98.00%	98.00%
Max. Battery Charge/Discharge Efficiency	97.40%	97.40%	97.40%	97.30%	97.30%
Battery					
BatteryVoltage Range(V)	100-710				
Max. Charging/Discharging Current(A)	50/50				
Max. Charging/Discharging Power(kW)	6/6	8/8	10/10	12/12	15/15
BatteryType	Lithium				
Protection					
DC Switch	Yes				
DC Reverse Polarity Protection(PV/Batt)	Yes				
DC/AC Surge Protection	Type II/Type II				
AC Overvoltage Protection	Yes				
AC Overcurrent Protection	Yes				
AC Short-circuit Protection	Yes				
Anti-islanding Protection	Yes				
Residual-current Monitoring	Yes				
Insulation Resistance Monitoring	Yes				
General Data					
HMI	LCD & APP				
BMS	RS485; CAN				
EMS/Meter	RS485				
Communication	WiFi/Ethernet				
Ingress Protection	IP66				
Operating Temperature Range	-25-60℃				
Relative Humidity	0-100%(Non-condensing)				
Max. Operating Altitude	4000m(Derating above 3000m)				
Cooling	Smart Fan				
Topology	Transformerless				
Dimensions((W*H*D, mm)	485*525*245mm(without terminal and bracket)				
Net Weight(kg)	30	30	32	33	33
Self-consumption(W)	<15				
Standard Compliance					
Safety Regulation	IEC/EN62109-1/-2				
EMC	IEC/EN61000-6-1/-2/-3/-4				
GridRegulation	Europe: EN50549, Belgium: C10/11, Germany: VDE-AR-N 4105, Italy: CEI 0-21, UNE217001/217002				

Product specifications are subject to change without further notice.

IP66

GN3000-6000

Single Phase Hybrid Inverter

It is applicable to 230V voltage systems

AFPE/AFCI

- Wide MPPT range.
- 2 MPPT trackers.
- Type II SPD on DC/AC.
- 3 invertes in parallel
- 19A MPPT input current per string.
- IP66 protection level.
- Support generator and smart loads.
- Touch screen

System Diagram

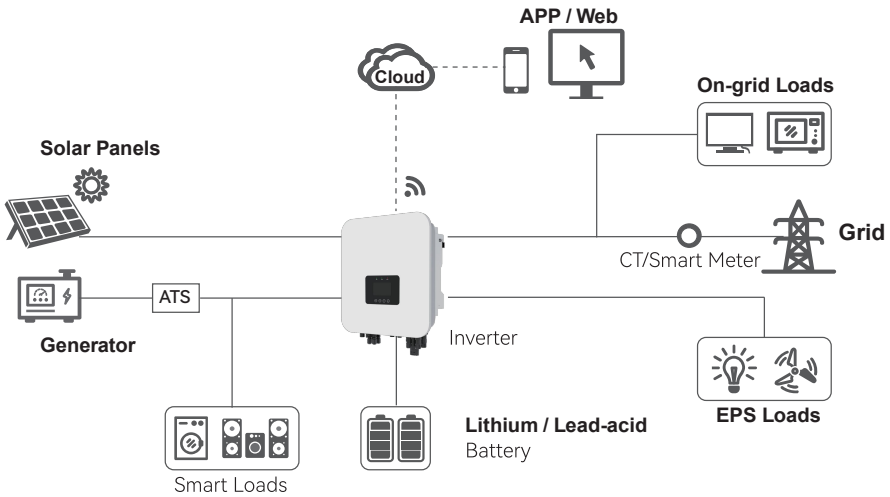

MODEL	GN3KS-AH2GT	GN3K6S-AH2GT	GN4K6S-AH2GT	GN5KS-AH2GT	GN6KS-AH2GT
PV Input					
Max. PV Input Power(kW)	4.5	5.5	6	7.5	9
Max. PV Open Circuit Voltage(V)	550				
MPPT Range@Operating Voltage(VDC)	80-520				
Full Power MPPT Voltage Range(VDC)	117-500V	145-500V	158-500V	197-500V	250-00V
Start-up Voltage(VDC)	100				
Max. Input Current per MPPT(A)	19/19				
Max. Short-circuit Current(A)	25/25				
MPPT Tracker/Strings	2/1				
Nominal Input Voltage(V)	360				
AC Output(On-Grid)					
Nominal Output Power to Grid(kW)	3	3.68	4	5	6
Max. Apparent Power to Grid(kVA)	3	3.68	4	5	6
Max. Apparent Power from Grid(kVA)	3	3.68	4	5	6
Max. Apparent Current from Grid(A)	13.1	16	17.4	21.8	26.1
Nominal Output Current from Grid(A)	13.1	16	17.4	21.8	26.1
Max. Output Current to Grid(A)	13.1	16	17.4	21.8	26.1
Nominal Voltage/Frequency	230V(176V~280V), 50/60Hz, L+N+PE				
Adjustable Power Factor	0.8leading-0.8lagging				
THDI	<2%				
AC Output(BackUp)					
Nominal Output Power(kW)	3	3.68	4	5	6
Max. Apparent Power(kVA)	3	3.68	4	5	6
Nominal Output Current(A)	13.1	16	17.4	21.8	26.1
Max. Output Current(A)	13.1	16	17.4	21.8	26.1
Nominal Voltage/Frequency	230V(176V~238V), 50/60Hz, L+N+PE				
Automatic Switch Time(ms)	<20				
THDu	<2%				
Overload Capacity	110%, 10s / 150%, 5s / 180%, 1s / 200%, 100ms				
Efficiency					
Max. Efficiency	96.13%				
Europe Efficiency	95.50%				
MPPT Efficiency	99.99%				
Max. Battery Charge/Discharge Efficiency	94.60%				
Battery					
BatteryVoltage Range(V)	40-60				
Recommended Battery Voltage(V)	48				
Max. Charging Voltage(V)	60				
Max. Charging/Discharging Current(A)	80/80	80/80	80/80	120/120	120/120
BatteryType	Lithium and Lead Acid Batter				
Protection					
DC Switch	Yes				
DC Reverse Polarity Protection	Yes				
DC/AC Surge Protection	Type II/Type II				
AC Overvoltage Protection	Yes				
AC Short-circuit Protection	Yes				
Ground Fault Monitoring	Yes				
Anti-islanding Protection	Yes				
Residual-current Monitoring	Yes				
Insulation Resistance Monitoring	Yes				
Peak/Valley Time Setting	Yes				
General Data					
HMI	Touch LCD & APP				
BMS	RS485; CAN				
EMS/Meter	RS485				
Communication	WiFi/LAN				
Ingress Protection	IP66				
Operating Temperature Range	-25-60℃				
Relative Humidity	0-95%(Non-condensing)				
Max. Operating Altitude	4000m(Derating above 3000m)				
Cooling	Natural				
Noise Emission	≤ 29dB				
Dimensions(W*H*D)	485*525*220mm(without terminal and bracket)				
Net Weight(kg)	23.5	23.5	23.5	24	24
Self-consumption(W)	<15				
Standard Compliance					
Safety Regulation	IEC/EN62109-1/-2				
EMC	IEC/EN61000-6-1/-2/-3/-4				
GridRegulation	IEC61727; IEC62116; Europe: EN50549; Belgium: C10/11; Spain: UNE217002;Italy: CEI 021; South Africa: NRS 097				

Product specifications are subject to change without further notice.

IP65

HN15000

Three Phase Hybrid Inverter

It is applicable to 220/380, 230/400, 240/415 voltage systems

AFPE/AFCI

- Two MPPT channels, with 2 strings per channel.
- 30A input current per MPPT.
- 48V low-voltage battery with built-in transformer for safe isolation.
- Supports three-phase unbalanced output.
- Maximum charge/discharge current of 290A.
- 6 configurable charge/discharge time periods.
- Supports generator and smart load.
- generator charges the battery directly.

System Diagram

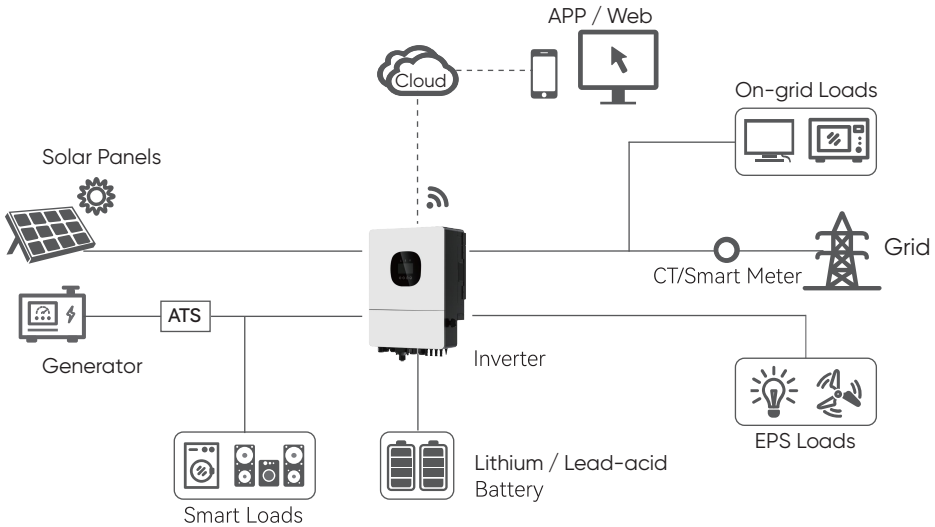

MODEL	HN15KT-AH2GT
PV Input	
Max. PV Input Power(kW)	22.5
Max. PV Open Circuit Voltage(V)	1000
MPPT Range@Operating Voltage(VDC)	120-950
Full Power MPPT Voltage Range(VDC)	380-850
Start-up Voltage(VDC)	120
Nominal Input Voltage(V)	780
Max. Input Current per MPPT(A)	30/30
Max. Short-circuit Current(A)	36/36
MPPT Tracker/Strings	2
PV Strings per MPPT Tracker	2/2
AC Output(On-Grid)	
Nominal Output Apparent Power to Grid (kVA)	15
Max. Apparent Power to Grid (kVA)	16.5
Max. Output Current to Grid (A)	23.9
Nominal Apparent Power from Grid (kVA)	15
Max. Apparent Power from Grid (kVA)	24
Max. Current from Grid (A)	34.7
Nominal Voltage (V)/Frequency (Hz)	220/380, 230/400, 240/415, 50/60, L1/L2/L3+N+PE
Adjustable Power Factor	0.8leading-0.8lagging
THDI	<3%
AC Output(BackUp)	
Nominal Output Power(kW)	15
Max. Apparent Power(kVA)	16.5
Max. Output Current(A)	23.9
Nominal Voltage (V)/Frequency (Hz)	220/380, 230/400, 240/415, 50/60, L1/L2/L3+N+PE
Automatic Switch Time(ms)	<10
THDu	<2%
Overload Capacity	110%, long term / 150%, 3min / 180%, 2min / 200%, 10s
Efficiency	
Max. Efficiency	97.30%
Europe Efficiency	97.00%
Max. Battery Charge/Discharge Efficiency	94.10%
Battery	
Battery Voltage Range(V)	40-60
Max. Charging/Discharging Current (A)	290/290
Max. Charging/Discharging Power (kW)	15/16
Battery Type	Lithium / Lead-acid
Protection	
DC Switch	Yes
DC Reverse Polarity Protection(PV)	Yes
DC/AC Surge Protection	Type II / Type III
AC Over voltage Protection	Yes
AC Over current Protection	Yes
AC Short-circuit Protection	Yes
Anti-islanding Protection	Yes
Residual-current Monitoring	Yes
Insulation Resistance Monitoring	Yes
General Data	
HMI	Touch LCD & APP
BMS	RS485; CAN
CT/Meter	Included / RS485
Communication	RS485, WiFi / Ethernet, USB
Ingress Protection	IP65
Operating Temperature Range(℃)	-25-60
Relative Humidity	0-100%(Non-condensing)
Max. Operating Altitude(m)	4000(Derating above 2000)
Cooling	Intelligent Air Cooling
Topology	Transformerless
Dimensions (H*W*D, mm)	660*478*248 (without terminal and bracket)
Net Weight(kg)	43
Self-consumption(W)	<20
Standard Compliance	
Safety Regulation	IEC/EN62109-1/-2
EMC	IEC/EN61000-6-1/-2/-3/-4
GridRegulation	EN50549-1/-10

Product specifications are subject to change without further notice.

APsolway

Hybrid Battery ESS

Hybrid All IN ONE
Max. on/off-grid output 4800W

NFC
ECU configuration method

5kWh
small size, large capacity

IP65
Waterproof and Shock Resjstant

10Years
10 Years Lifespan

-20°C ~ +55°C
Thermal BoostingTechnology

Model	L-A50
Battery Info	
Rated Voltage	51.2V
Capacity	5000Wh
Life Cycle (Times)	>6000(25℃)
Battery Type	LiFePO☒
DoD	90%
Max Charging Power	5000W
AC Input/Output (On Grid)	
Rated Input Power	2.5kVA
Rated Output Power	2.5kVA
Operating Phase	L/N/PE
Rated Grid Voltage	230V
Grid Voltage Range	187V~253V
Rated Grid Frequency	50Hz
Rated Grid Output Current	21.7A
Power Factor	>0.99(Default)/0.8 leading....0.8lagging (Adjustable)
THDi	<3%
Back-up (Off Grid)	
Rated Output Power	5kVA
Max.Apparent Output Power	5.5kVA,10s
Rated Grid Voltage	230V
Rated Output Current	21.7A
Rated Output Voltage Frequency	50Hz
THDu(Linear Load)	<3%
Efficiency	
Battery-AC Side Max.Efficiency	>93.5%
Protection	
Protection Level	I
Overvoltage/Voltage Withstand Level	DCII/ACⅢ
General	
Isolation Type	Isolated
Operating Temperature Range	-20℃~+55℃(Storage-30℃~+85℃)
Relative Humidity	0~95%
Ingress Protection	IP65
Cooling Strategy	Natural Convection
Max.Operating Altitude	2000m
On-grid Connection Standard	EN50549-1,VDE4105/0124
Regulatory/EMC	IEC62040,IEC62477,IEC/EN 61000-6-1/-2-/3-/4,IEC/EN 61000-3-2/-3,EN 300328,EN 301489-1/-17, EN50665,CB 62619
Dimension	700*474*150mm
Weight	54±0.5kg
Additional Data	
Display	TFT
Supported Communication Interface	Bluetooth & Wi-Fi
PV Input	
Maximum input voltage (V)	60
Operating voltage range (V)	18-60
Start-up voltage (V)	18
Number of MPPT	4
Input rated current(A)	30*4
Maximum input short circuit current (A)	50*4
Maximum input power(W)	1200W*4

Micro DC ESS

Balcony Micro Energy Storage

S3-20

Product Highlights





Model		S3-20
PV Input	Recommended Module Power (W)	300-600+
	Maximum PV Input Power (W)	2400
	Startup Voltage (V)	15
	Maximum Single-channel Input Voltage (V)	60
	Single-channel Operating Voltage Range (V)	13-60
	MPPT Voltage Range (V)	20-54
	Single-channel Short-circuit Current (A)	40
	Maximum Single-channel Input Current (A)	32
	Number of Input Channels	2
	Maximum Number of Modules per Channel	2
Battery Info	Battery Type	LFP
	Battery Capacity (kWh)	2.01
	Maximum Expandable Capacity (kWh)	10
	Rated Voltage (V)	51.2
	Operating Voltage Range (V)	43.2-57.6
	Rated Discharge Power (W)	800
	Maximum Discharge Current (A)	30
	Maximum Charge Power (W)	2400(Extended battery pack)
	Rated Discharge Current (A)	25
DC Output	Maximum Output Power (W)	1200
	Maximum Current (A)	30
	Output Voltage Range (V)	20-45
Efficiency	MPPT Efficiency	99.90%
	Battery Charge-Discharge Efficiency	94.00%
General	Dimensions (L×W×H, mm)	350*174*225
	Weight (kg)	20
	Communication	WiFi(BT)+RS485
	Protection Class	IP65
	Cooling Method	Natural Cooling
	Operating temperature	-20~55°C
	Relative Humidity	0-95%, No Condensation
	Maximum Operating Altitude (m)	2000
	Certifications	CE；WEEE；UN38.3；ROHS；REACH；IEC62619



Model		SE-20
battery pack info	Battery Type	LFP
	Battery Capacity (kWh)	2.01
	Rated Voltage (V)	51.2
	Operating Voltage Range (V)	43.2-57.6
	Rated Discharge Power (W)	800
	Maximum Discharge Current (A)	25
General	Dimensions (L×W×H, mm)	350*174*182
	Weight (kg)	18
	Protection Class	IP65
	Cooling Method	Natural Cooling
	Operating temperature	-20~55°C
	Relative Humidity	0-95%, No Condensation
	Maximum Operating Altitude (m)	2000
	Certifications	CE；WEEE；UN38.3；ROHS；REACH；IEC62619

DC CHARGING PILE

EV DC Charging Pile Series

SKEV-120-B012,SKEV-160-B013,
SKEV-200-B014,SKEV-240-B015

- Low-noise Operation: ≤60dB quiet-grade design, avoiding environmental disturbance, suitable for noise-sensitive scenarios such as industrial parks and residential areas.
- Flexible Power Allocation: Dual guns share total power with real-time dynamic scheduling, well-suited for scenarios with multiple vehicles charging simultaneously, improving equipment utilization and charging experience.
- Comprehensive Safety Protection: Intelligently monitors battery status with full-range protection to prevent over-charging and over-temperature for worry-free charging.

Product Description

① Antenna
② Air-intake Grille
③ Product Logo
④ Status Indicator Light
⑤ Display Screen
⑥ Card Swipe Area
⑦ Emergency Stop Button
⑧ Charging Gun A
⑨ Charging Gun B
⑩ QR Code

Product Description

MODEL	SKEV-120-B012	SKEV-160-B013	SKEV-200-B014	SKEV-240-B015
Input Voltage	Three-phase four-wire AC 380V ±15%, 50Hz ±2Hz			
Rated AC Current	190A	250A	310A	370A
Max. Charging Power	120kW	160kW	200kW	240kW
Output Channels	Dual-gun	Dual-gun	Dual-gun	Dual-gun
Charging Voltage Range	DC200~1000V			
Max. Current per Gun	250A	250A	250A	250A
Weight (with charging modules)	170kg	192kg	209kg	227kg
Standby Power Consumption	≤15W	≤15W	≤15W	≤15W
Power Factor / Efficiency	Power Factor ≥0.99; Peak Efficiency ≥95%; 20%-50% load efficiency ≥94%			
Cable Length	5m			
Ingress Protection	IP54			
Dimension (W × D × H)	812mm×610mm×1800mm			
Housing Material & Process	Sheet metal workmanship, wear-resistant, corrosion-resistant, heat-resistant; outdoor-proof design, surface spray-coating treatment			
Communication Interface	Built-in 4G/GPRS & Ethernet; supporting remote fault diagnosis, daily log export, OTA firmware upgrade			
Safety Protection	Over-current, over-voltage, under-voltage, short-circuit, earth-leakage, lightning protection, anti-reverse-connection protection, high-temperature automatic power derating			
Charging Mode	APP QR-code scan, card swiping, reservation charging; support energy / time / amount modes			
Compliant Standards	GB/T 20234.3, GB/T 18487.1-2023, GB/T 27930			
Noise	≤55dB (1-meter front distance, full-power operation)			
Cooling Method	Air cooling; full-aluminum louver, low-noise, long-life fan			
Operating Environment	Temperature:-20℃～+50℃; Humidity:5%~95% RH (non-condensing); Altitude: ≤2000m			
Packing & Transportation	Wooden pallet wrapped with film & carton cushioning; stacking ≤1 layer; highway & railway transport; avoid heavy pressure & overturning			
Installation Method	Floor-standing installation. Reserve space for heat dissipation & maintenance. Suitable for outdoor charging stations, commercial complexes and other scenarios			
After-sales Service	Platform docking support; 24-hour 400 hot-line customer service			
Warranty	2-year warranty for complete unit; 1-year warranty for vulnerable components (charging cables, display screen)			

Android System
AC Chargers

Multiple models available

Wall-mounted AC Chargers

Model	ZAU207T-CS ZAU311T-CS ZAU322T-CS	ZAU207C-CS ZAU311C-CS ZAU322C-CS	ZAU203C-CS ZAU207C-CS
Product Information			
Charging mode	Smart charger		
Input/output power rating and current	7kW/32A；11kW/16A；22kW/32A		3.5kW/16A；7kW/32A
Input/output voltage	200-240V, 50Hz/60Hz；380-400V，50Hz/60Hz		200-240V, 50Hz/60Hz
Network type	TT；TN		
Connector type	Type 2 plug		
Protection	Leakage Protection；Overcurrent Protection；Undervoltage/Overvoltage Protection；Lightning Protection；Waterproof Protection；Overheat Protection；CP Malfunction Protection		
General Characteristics			
IP and IK rating	IP 65		
Operating altitude	6562 feet(2000m)		
Operating temperature range	-30°C to +50°C		
Storage temperature range	-25°C to +70°C		
Mounting	Wall or on a pedestal		
Dimensions (H×W×D)	405 × 220 × 95 mm	405 × 220 × 95 mm	280 × 170 × 83 mm
User Interface			
Status indication	TFT (7 inch TFT 1024*600 2-inch LCD)	LCD(4-inch LCD)	LCD(2-inch LCD)
User interface	EasyCharging APP		
Connectivity	Bluetooth/Wi-Fi，Ethernet/4G/RS485(Optional)		
Communication protocols	MQTT/OCPP1.6J		
User authentication	APP，RFID card		
Software Update	OTA updates via web portal		
Certification and Standards			
Safety and compliance	EN IEC 61851-1:2019；BS EN IEC 61851-1:2019；IEC 61851-1:2017		
Certification	CE		
Warranty	24 months，warranty extension possible		

Portable AC Chargers

Model	ZBAU322E-CS；ZBAU311E-CS ZBAU207E-CS；ZBAU203E-CS	
Product Information		
Charging mode	Smart charger	
Input/output power rating and current	3.5kW/16A，7kW/32A，11kW/16A；22kW/32A	
Input/output voltage	220-240V，50Hz/60Hz；280-400V，50Hz/60Hz	
Network type	TT；TN	
Connector type	Type 2 plug	
Protection	Leakage Protection；Overcurrent Protection；Undervoltage/Overvoltage Protection；Lightning Protection；Waterproof Protection；Overheat Protection；CP Malfunction Protection	
General Characteristics		
IP and IK rating	IP 65	
Operating altitude	6562 feet(2000m)	
Operating temperature range	-30°C to +50°C	
Storage temperature range	-25°C to +70°C	
Mounting	Free installation	
Dimensions (H×W×D)	210 × 90 × 78 mm	210 × 95 × 80 mm
User Interface		
Status indication	LED	
User interface	EasyCharging APP	
Connectivity	Bluetooth，Wi-Fi	
User authentication	APP	
Software Update	OTA updates via web portal	
Certification and Standards		
Safety and compliance	EN IEC 61851-21-2:2021；EN 62752:2016+A1.2020；EN IEC 62311:2020	
Certification	CE	
Warranty	24 months，warranty extension possible	

Portable AC Chargers

Model	ZBAU207E-CS；ZBAU203E-CS		
Product Information			
Charging mode	Smart charger		
Input/output power rating and current	3.5kW/16A，7kW/32A；		
Input/output voltage	220-240V，50Hz/60Hz		
Network type	TT；TN		
Connector type	Type 2 plug		
Protection	Leakage Protection；Overcurrent Protection；Undervoltage/Overvoltage Protection；Lightning Protection；Waterproof Protection；Overheat Protection；CP Malfunction Protection		
General Characteristics			
IP and IK rating	IP 65		
Operating altitude	6562 feet(2000m)		
Operating temperature range	-30°C to +50°C		
Storage temperature range	-25°C to +70°C		
Mounting	Portable		
Dimensions (H×W×D)	211 × 81.5 × 55 mm	211 × 81.5 × 55 mm	206 × 78 × 59 mm
User Interface			
Status indication	LED	LED	LED/LCD(2-inch LCD)
User interface	EasyCharging APP		
Connectivity	Bluetooth，Wi-Fi		
User authentication	APP		
Software Update	OTA updates via web portal		
Certification and Standards			
Safety and compliance	EN IEC 62752:2024；EN IEC 61851-21-2:2021；EN IEC 61000-6-2/-3:2021；EN 61000-6-1-2007		
Certification	CE		
Warranty	24 months，warranty extension possible		

Single phase Smart Meter Device

TW-50-1-EU

Model description

Model:

TW-50-1-EU

Configuration instructions:

AC90-260V 50/60 HZ
Maximum monitoring current: 50A
Maximum monitored total power: 11.5 KW

Remarks:

Ready for immediate use with Wi-Fi connectivity. It is suitable for basic electrical monitoring in small-scale applications such as communities, factories, and homes, and can also be integrated into larger systematic development projects.

Main functions

1	Network Connectivity	Connects via Wi-Fi to transmit data to the server. Mobile devices can access information through the WeChat Mini Program.
2	Voltage Measurement	Measures real-time voltage of the single-phase circuit once powered on.
3	Current Measurement	Measures real-time current status of the single-phase line using a current transformer.
4	Alarm Function	Monitors the internal temperature of the product.
5	Max. Control Capacity	Supports control for up to 8 Micro-Inverters or circuits.

System parameters

1	The rated voltage range	AC90-260V 50/60HZ
2	Maximum monitoring current	50A
3	Maximum monitored total power	11.5KW
4	Temperature collection range	-20℃~60℃±2℃
5	Communication mode	WiFi 2.4G, in compliance with the IEEE 802.11B protocol
6	Voltmeters accuracy	±1%
7	Ammeters accuracy	±1% (3-50 A) ±2% (1-3 A)
8	Aperating ambient temperature	-10℃ ~ 50℃
9	Storage temperature	-40℃ ~ 65℃
10	Operative norm	EMC:EN61326-1; LVD:EN61010-1
11	Attestation	CE、RoHS

Single phase Smart Meter Device

TA-50-3-EU

Model description

Model:

TA-50-3-EU

Configuration instructions:

AC100-275V 50/60 HZ
Maximum monitoring current: 50A
Maximum monitored total power: 11.5 KW

Remarks:

The TA-50-3-EU Smart Meter is an intelligent metering device that provides users with real-time electricity monitoring. It utilizes a Hall-effect current sensor to measure the current in the circuit being tested, combined with direct sampling of the line voltage, to achieve real-time analog-to-digital conversion of circuit power data. The collected data is then aggregated into an MCU (Microcontroller Unit) for computational processing and statistical analysis.This meter is equipped with integrated Wi-Fi, 4G, Bluetooth, RS485, and SUB-1G modules, transmitting real-time monitoring data to the user, enabling them to conduct strategic assessment and management of electricity usage based on the provided information.

Main functions

1	Network Connectivity	This product connects to the internet via its Wi-Fi/4G modules, transmits device data to the server, and allows access to various information through an APP.
2	Voltage Measurement	When powered on, this product can measure the real-time voltage of a single-phase circuit.
3	Current Measurement	Measures the real-time current status of a single-phase line via a current transformer.
4	Alarm Function	Features over-current, over-voltage, and under-voltage alarms.
5	Max. Control Capacity	Supports control for up to 8 Micro-Inverters or circuits.

System parameters

1	Rated voltage range	AC100-275V 50/60HZ
2	Maximum monitoring current	50A
3	Maximum monitored total power	11.5KW
4	Temperature collection range	-20℃~60℃±2℃
5	Communication mode	WiFi 2.4G, SUB1G,4G,RS485
6	Voltmeters accuracy	±1%
7	Ammeters accuracy	±1% (3-50 A) ±2% (1-3 A)
8	Operating ambient temperature	-20℃ ~ 50℃
9	Storage temperature	-40℃ ~ 65℃
10	Operative norm	EMC:EN61326-1; LVD:EN61010-1
11	Protocol	MQTTS, HTTP

SDATALOG-4G-E71

MODEL	SDatalog-4G-E71
General Parameters	
Dimension (L/W/H)	(118*45*27mm)
Weight	135g
Power Supply	5V-12V
Operating Current	1A
Power Consumption	1.5W
Operating Temperature	-30℃ ~ +85℃
Storage Temperature	-40℃ ~ +105℃
Installation Method	Aviation Connector
Certification	CE/RoHS
Warranty	2-year (Hardware designed for more than 15-year service life)
Interface	
UART	1
Display	
LED	1
Device Management	
Number of Managed Devices	1
Communication Method	RS485
Internet Access Mode	WiFi/4G
Wireless Parameters(System & Frequency Band)	
WiFi Operating Frequency	2400 ~ 2483.5MHz
WiFi Wireless Standard	802.11b/g/n
WiFi Rate	Up to 150 Mbps
BLE	BLE4.2 and above, 2.4 GHz
WiFi & BLE Communication Distance	50M & 10M
4G Operating Frequency Band	LTE-FDD B1/B3/B8/B18/B19/B26/B28
4G Maximum Output Power	LTE Power Class 3 (0.25W)
4G Internet Rate	Max uplink 5Mbps, Max downlink 10Mbps
GNSS	GPS/GLONASS/Galileo/BDS/QZSS
Application Parameters	
TTL Baud Rate	9600(default)/115200bps
Supported Server	SmartServer
Server Communication	TLS-TCP & MQTT
User Configuration	APP Configuration
Data Upload Interval	1min & Real-time (on APP open)

SDATALOG-BWIFI-E51

MODEL	SDatalog-4G-E71
General Parameters	
Dimension (L/W/H)	(68*25*12mm)
Weight	35g
Power Supply	5V-12V
Operating Current	1A
Power Consumption	1.5W
Operating Temperature	-30℃ ~ +85℃
Storage Temperature	-40℃ ~ +105℃
Installation Method	USB2.0
Certification	CE/RoHS/UK-CA
Warranty	2-year (Hardware designed for more than 15-year service life)
Interface	
UART	1
Device Management	
Number of Managed Devices	1
Communication Method	RS485
Internet Access Mode	WiFi
Wireless Parameters(System & Frequency Band)	
WiFi Operating Frequency	2400 ~ 2483.5MHz
WiFi Wireless Standard	802.11b/g/n
WiFi Rate	Up to 150 Mbps
BLE	BLE4.2 and above, 2.4 GHz
WiFi & BLE Communication Distance	50M & 10M
Application Parameters	
TTL Baud Rate	9600(default)/115200bps
Supported Server	SmartServer
Server Communication	TLS-TCP & MQTT
User Configuration	APP Configuration
Data Upload Interval	1min & Real-time (on APP open)

APsolway

IP65

SPRING550-75000

Single phase/three-phase water lifting inverter

- Supports mains/oil engine input(optional),with strong environmental adaptability.
- Exquisite structural design,convenient transportation, installation,and use.
- Complete protection and control functions to prevent dry pumping and overflow.
- Rich communication interfaces,RS485/CAN/GPRS optional.
- Advanced MPPT optimization design,fast response,highreliability
- Fully automatic intelligent operation,super strong load capacity,safe and stable.
- IP65 protection level(some models require an outdoor cabinet).
- LCD screen design, rich display content,and storage of operational data for up to 8 years.

System diagram

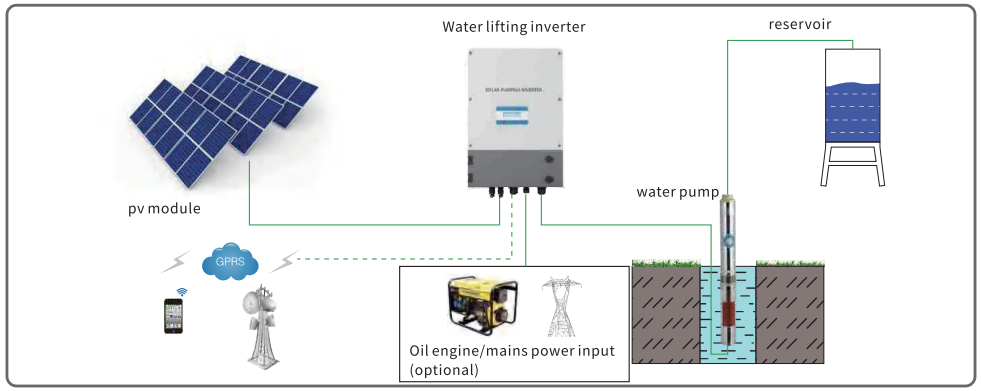

Selection instructions:

SPRING 2200–SLA
① ② ③④⑤

①Product series
②Rated output power
③SL - Output 220V/single-phase; None - Three phase
④L-output 220V/three-phase: none - output 380V/three-phase
⑤A - Support communication input; None - does not support communication input

The parameters listed on this page are all for models that support input of mains/oil engines (- A). Models without - A do not include AC input parameters, and all other parameter items are the same.

Technical Data

APsolway

Technical Parameter	SPRING 550-SLA	SPRING 750-SLA	SPRING 1100-SLA	SPRING 1500-SLA	SPRING 2200-SLA
Photovoltaic input					
MPPT channels	1	1	1	1	1
Maximum allowed string count	1	1	1	1	1
Starting voltage (Vdc)	80	80	80	80	80
Maximum input current (A)	9	9	9	11	11
Maximum input voltage (Vdc)	450	450	450	500	500
Recommended MPP voltage (Vdc)	100～360	100～360	150～360	200～400	270～400
AC input (single-phase)					
Input voltage range (Vac)	220 ± 15%	220 ± 15%	220 ± 15%	220 ± 15%	220 ± 15%
Input frequency range (Hz)	50/60 ± 5	50/60 ± 5	50/60 ± 5	50/60 ± 5	50/60 ± 5
AC output (single-phase)					
Rated output power (W)	550	750	1100	1500	2200
Rated voltage (Vac)	220	220	220	220	220
Output voltage range (Vac)	0～240	0～240	0～240	0～240	0～240
Output frequency (Hz)	0～50/60	0～50/60	0～50/60	0～50/60	0～50/60
Maximum output current (A)	5	6.3	8.6	10	14
Basic parameters					
display form	LCD	LCD	LCD	LCD	LCD
communication interface	RS485/CAN/GPRS	RS485/CAN/GPRS	RS485/CAN/GPRS	RS485/CAN/GPRS	RS485/CAN/GPRS
protection grade	IP65	IP65	IP65	IP65	IP65
Working altitude (m)	<6000 (>3000 needs to be downgraded)	<6000 (>3000 needs to be downgraded)	<6000 (>3000 needs to be downgraded)	<6000 (>3000 needs to be downgraded)	<6000 (>3000 needs to be downgraded)
Cooling method	natural cooling	natural cooling	natural cooling	natural cooling	natural cooling
Working temperature range (°C)	−25～+60	−25～+60	−25～+60	−25～+60	−25～+60
Dimensions (Depth * Width * Height mm)	418*288*152	418*288*152	418*288*152	453*288*152	453*288*152
Weight (kg)	7	7	7	8.5	8.5

<6000 (>3000 needs to be downgraded)

Technical Parameter	SPRING 550–LA	SPRING 750–LA	SPRING 1100–LA	SPRING 1500–LA	SPRING 2200–LA
Photovoltaic input					
MPPT channels	1	1	1	1	1
Maximum allowed string count	1	1	1	1	1
Starting voltage (Vdc)	80	80	80	80	80
Maximum input current (A)	9	9	9	11	11
Maximum input voltage (Vdc)	450	450	450	450	450
Recommended MPP voltage (Vdc)	100～360	100～360	150～360	200～360	200～360
AC input (single-phase)					
Input voltage range (Vac)	220 ± 15%	220 ± 15%	220 ± 15%	220 ± 15%	220 ± 15%
Input frequency range (Hz)	50/60 ± 5	50/60 ± 5	50/60 ± 5	50/60 ± 5	50/60 ± 5
AC output (three-phase)					
Rated output power (W)	550	750	1100	1500	2200
Rated voltage (Vac)	220	220	220	220	220
Output voltage range (Vac)	0～240	0～240	0～240	0～240	0～240
Output frequency (Hz)	0～50/60	0～50/60	0～50/60	0～50/60	0～50/60
Maximum output current (A)	4	5	6	7	11
Basic parameters					
display form	LCD	LCD	LCD	LCD	LCD
communication interface	RS485/CAN/GPRS	RS485/CAN/GPRS	RS485/CAN/GPRS	RS485/CAN/GPRS	RS485/CAN/GPRS
protection grade	IP65	IP65	IP65	IP65	IP65
Working altitude (m)	<6000 (>3000 needs to be downgraded)	<6000 (>3000 needs to be downgraded)	<6000 (>3000 needs to be downgraded)	<6000 (>3000 needs to be downgraded)	<6000 (>3000 needs to be downgraded)
Cooling method	natural cooling	natural cooling	natural cooling	natural cooling	natural cooling
Working temperature range (°C)	−25～+60	−25～+60	−25～+60	−25～+60	−25～+60
Dimensions (Depth * Width * Height mm)	453*288*152	453*288*152	453*288*152	453*288*152	453*288*152
Weight (kg)	8.5	8.5	8.5	8.5	8.5

Technical Data

APsolway

Technical Parameter	SPRING 3000-A	SPRING 4000-A	SPRING 5500-A	SPRING 7500-A	SPRING 9200-A
Photovoltaic input					
MPPT channels	1	1	1	1	1
Maximum allowed string count	2	2	2	3	3
Starting voltage (Vdc)	250	250	250	250	250
Maximum input current (A)	9	11	12	19	22
Maximum input voltage (Vdc)	900	900	900	900	900
Recommended MPP voltage (Vdc)	500～680	500～680	500～680	500～680	500～680
AC output (three-phase)					
Input voltage range (Vac)	380 ± 15%	380 ± 15%	380 ± 15%	380 ± 15%	380 ± 15%
Input frequency range (Hz)	50/60 ± 5	50/60 ± 5	50/60 ± 5	50/60 ± 5	50/60 ± 5
AC output (three-phase)					
Rated output power (W)	3000	4000	5500	7500	9200
Rated voltage (Vac)	380	380	380	380	380
Output voltage range (Vac)	0～440	0～440	0～440	0～440	0～440
Output frequency (Hz)	0～50/60	0～50/60	0～50/60	0～50/60	0～50/60
Maximum output current (A)	8	10	13	18	21
Basic parameters					
display form	LCD	LCD	LCD	LCD	LCD
communication interface	RS485/CAN/GPRS	RS485/CAN/GPRS	RS485/CAN/GPRS	RS485/CAN/GPRS	RS485/CAN/GPRS
protection grade	IP65	IP65	IP65	IP65	IP65
Working altitude (m)	<6000 (>3000 needs to be downgraded)	<6000 (>3000 needs to be downgraded)	<6000 (>3000 needs to be downgraded)	<6000 (>3000 needs to be downgraded)	<6000 (>3000 needs to be downgraded)
Cooling method	natural cooling	natural cooling	natural cooling	natural cooling	natural cooling
Working temperature range (°C)	−25～+60	−25～+60	−25～+60	−25～+60	−25～+60
Dimensions (Depth * Width * Height mm)	478*325*155	478*325*155	478*325*155	528*346*166	528*346*166
Weight (kg)	12	12	12	14	14

Technical Parameter	SPRING 11K-A	SPRING 13K-A	SPRING 15K-A	SPRING 18K5-A	SPRING 22K-A
Photovoltaic input					
MPPT channels	1	1	1	1	1
Maximum allowed string count	3	6	6	6	6
Starting voltage (Vdc)	250	250	250	250	250
Maximum input current (A)	24	31	32	38	46
Maximum input voltage (Vdc)	900	900	900	900	900
Recommended MPP voltage (Vdc)	500～680	500～680	500～680	500～680	500～680
AC output (three-phase)					
Input voltage range (Vac)	380 ± 15%	380 ± 15%	380 ± 15%	380 ± 15%	380 ± 15%
Input frequency range (Hz)	50/60 ± 5	50/60 ± 5	50/60 ± 5	50/60 ± 5	50/60 ± 5
AC output (three-phase)					
Rated output power (W)	11000	13000	15000	18500	22000
Rated voltage (Vac)	380	380	380	380	380
Output voltage range (Vac)	0～440	0～440	0～440	0～440	0～440
Output frequency (Hz)	0～50/60	0～50/60	0～50/60	0～50/60	0～50/60
Maximum output current (A)	24	28	30	39	45
Basic parameters					
display form	LCD	LCD	LCD	LCD	LCD
communication interface	RS485/CAN/GPRS	RS485/CAN/GPRS	RS485/CAN/GPRS	RS485/CAN/GPRS	RS485/CAN/GPRS
protection grade	IP65	IP65	IP65	IP65	IP65
Working altitude (m)	<6000 (>3000 needs to be downgraded)	<6000 (>3000 needs to be downgraded)	<6000 (>3000 needs to be downgraded)	<6000 (>3000 needs to be downgraded)	<6000 (>3000 needs to be downgraded)
Cooling method	natural cooling	natural cooling	natural cooling	natural cooling	natural cooling
Working temperature range (°C)	−25～+60	−25～+60	−25～+60	−25～+60	−25～+60
Dimensions (Depth * Width * Height mm)	528*346*166	583*405*190	583*405*190	583*405*190	583*405*190
Weight (kg)	14	22.5	22.5	22.5	22.5

Technical Parameter	SPRING 26K-A	SPRING 30K-A	SPRING 37K-A
Photovoltaic input			
MPPT channels	1	1	1
Maximum allowed string count	8	8	10
Starting voltage (Vdc)	250	250	250
Maximum input current (A)	53	64	78
Maximum input voltage (Vdc)	900	900	900
Recommended MPP voltage (Vdc)	500～680	500～680	500～680
AC input (single-phase)			
Input voltage range (Vac)	380 ± 15%	380 ± 15%	380 ± 15%
Input frequency range (Hz)	50/60 ± 5	50/60 ± 5	50/60 ± 5
AC output (single-phase)			
Rated output power (W)	26000	30000	37000
Rated voltage (Vac)	380	380	380
Output voltage range (Vac)	0～440	0～440	0～440
Output frequency (Hz)	0～50/60	0～50/60	0～50/60
Maximum output current (A)	54	60	75
Basic parameters			
display form	LCD	LCD	LCD
communication interface	RS485/CAN/GPRS	RS485/CAN/GPRS	RS485/CAN/GPRS
protection grade	IP65	IP65	IP20
Working altitude (m)	<6000 (>3000 needs to be downgraded)	<6000 (>3000 needs to be downgraded)	<6000 (>3000 needs to be downgraded)
Cooling method	natural cooling	natural cooling	natural cooling
Working temperature range (°C)	−25～+60	−25～+60	−25～+60
Dimensions (Depth * Width * Height mm)	585*476*218	585*476*218	467*260*220
Weight (kg)	21.5	23.5	18.5

Technical Parameter	SPRING 45K-A	SPRING55K-A	SPRING 75K-A
Photovoltaic input			
MPPT channels	1	1	1
Maximum allowed string count	12	16	20
Starting voltage (Vdc)	250	250	250
Maximum input current (A)	108	114	160
Maximum input voltage (Vdc)	900	900	900
Recommended MPP voltage (Vdc)	500～680	500～680	500～680
AC input (single-phase)			
Input voltage range (Vac)	380 ± 15%	380 ± 15%	380 ± 15%
Input frequency range (Hz)	50/60 ± 5	50/60 ± 5	50/60 ± 5
AC output (three-phase)			
Rated output power (W)	45000	55000	75000
Rated voltage (Vac)	380	380	380
Output voltage range (Vac)	0～440	0～440	0～440
Output frequency (Hz)	0～50/60	0～50/60	0～50/60
Maximum output current (A)	91	112	162
Basic parameters			
display form	LCD	LCD	LCD
communication interface	RS485/CAN/GPRS	RS485/CAN/GPRS	RS485/CAN/GPRS
protection grade	IP20	IP20	IP20
Working altitude (m)	<6000 (>3000 needs to be downgraded)	<6000 (>3000 needs to be downgraded)	<6000 (>3000 needs to be downgraded)
Cooling method	natural cooling	natural cooling	natural cooling
Working temperature range (°C)	−25～+60	−25～+60	−25～+60
Dimensions (Depth * Width * Height mm)	546*347*242	546*347*242	546*347*242
Weight (kg)	28	28	28

The Spring 37K water lifting inverter can be optionally equipped with JFYW1-A outdoor cabinet. The outdoor cabinet parameters are as follows: protection level | P54, weight 49kG, size (length * width * height) 650 * 320 * 790mm

The Spring45K-75K water lifting inverter can be equipped with JFYW2-A outdoor cabinet, and the parameters of the outdoor cabinet are as follows:; The protection level is IP54, the weight is 53kG, and the dimensions (length * width * height) are 750 * 320 * 940mm